

Analysis

Erasmus+ Programme 2024 (Key Action 2 – Sport)



EU
Office

Erasmus+ Programme 2024

Brief of the Analysis: Key Action 2 – Sport

- In 2024, the budget available for the Erasmus+ Programme has increased for Not-for-profit European Sport Events and Capacity Building in Sport, while it has decreased for Partnerships for Cooperation.
- 18,6% more applications were submitted than in 2023.
- 5,6% decrease in funded projects from 2023.
- 16,9% success rate in 2024 (-4,1% compared to 2023).
- 18,6% more applications were submitted than in 2023.
- 5,6% decrease in funded projects from 2023.
- 16,9% success rate in 2024 (-4,1% compared to 2023).
- 37% of the awarded projects across countries are coordinated by organised sport but there are significant differences across countries.

7 projects have been awarded as coordinators to the EOC EU Office, its partners and European NOCs across all calls:

Cooperation Partnership - CEV. EmpowHER Volleyball Game Changer

Cooperation Partnership - NOC Serbia. Green Games

Cooperation Partnership - EOC EU Office. SAFE HARBOUR

Cooperation Partnership - EPC. ParaManager

Small-scale partnership - ENGSO. Move for Nature - Thriving Mode

Not-for-profit European Sport Events - NOC North Macedonia.

Sporting spirits: Empowering Volunteers

Capacity building - NOC Montenegro. Exercise and physical activity safe environments for women

Erasmus+ Programme 2024

Brief of the Analysis: Key Action 2 – Sport



Cooperation Partnerships

- 11,5% of financed projects from 2023.
- 35% of the selected projects can be attributed to organised sport.
- +3% share of financed projects for organised sport.
- 1,3% of projects awarded to EOC EU Office partners and European NOCs.
- 36% of the budget was reclaimed by organised sport.

Small-scale Partnerships

- 6% of financed projects from 2023.
- 39% of the selected projects can be attributed to organised sport.
- +5,2% share of financed projects for organised sport.
- 39% of the budget was reclaimed by organised sport.

Not-for-Profit European Sport Events

- No variations with the same number of financed projects as 2023.
- 36,3% of the selected projects can be attributed to organised sport.
- 4,6% share of financed projects for organised sport.
- 35% of the budget was reclaimed by organised sport.

Capacity Building in Sport

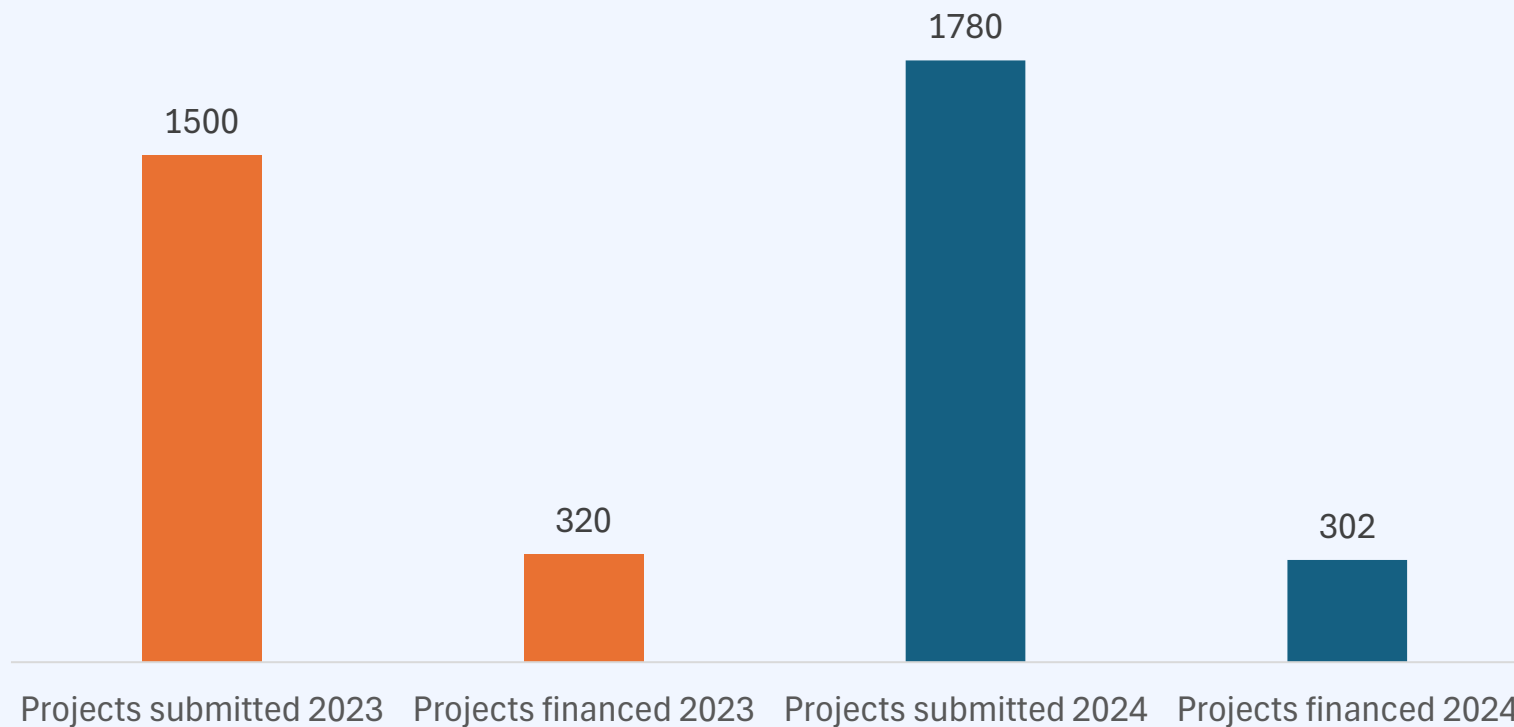
- +55% of financed projects from 2023.
- 36,3% of the selected projects can be attributed to organised sport.
- 23,7% share of financed projects for organised sport.
- 35% of the budget was reclaimed by organised sport.

Hence, the Erasmus+ Programme offers increasing funding opportunities for organised sport that should be further exploited by the EOC EU Office partners and European NOCs with the allocation of adequate resources to apply for the Erasmus+ calls.

Erasmus+ Programme: Key Action 2 – Sport

Project proposals submitted vs financed 2023 – 2024

Erasmus+ Programme:
Projects submitted vs financed 2023-2024

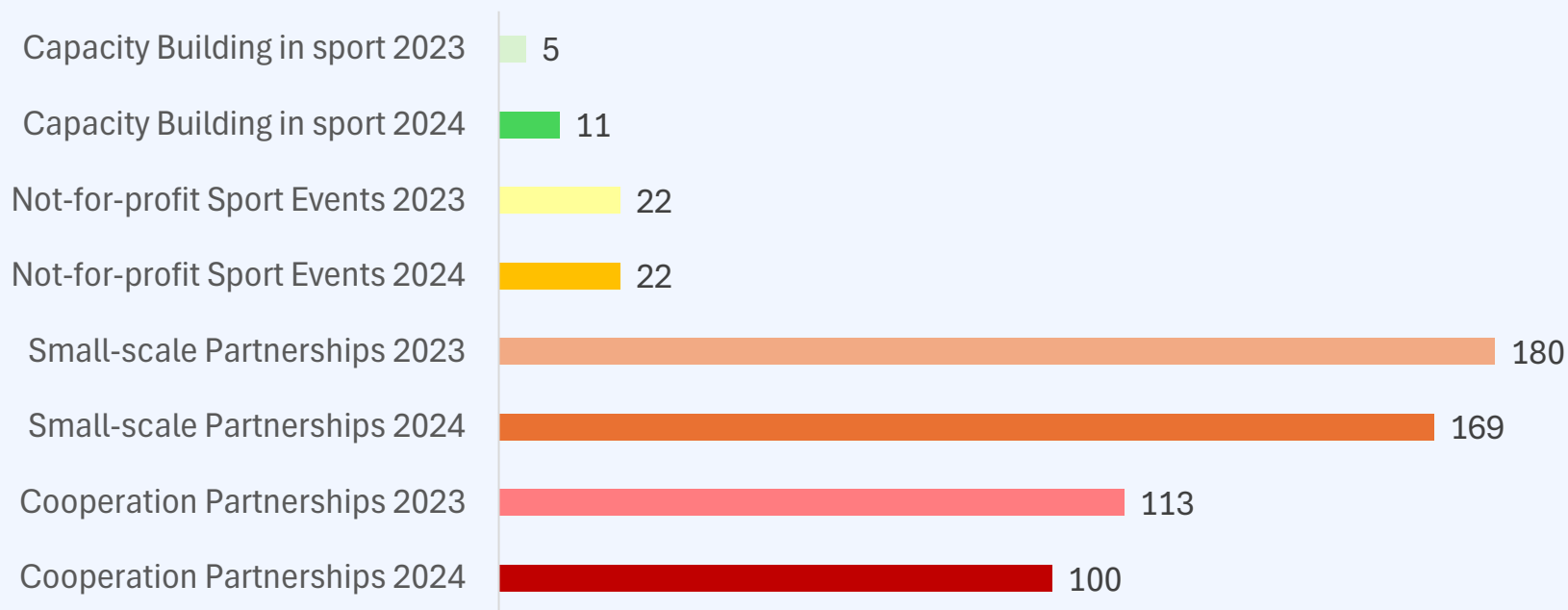


In 2024, 280 (+18,6%) more applications were submitted than in 2023; however, the number of funded projects decreased from 320 to 302 (-18).

Erasmus+ Programme: Key Action 2 – Sport

Projects financed 2023 vs 2024

Erasmus+ Programme:
Financed projects 2023 v. 2024



In 2024, 18 fewer projects were funded compared to 2023, which is reflected solely under the Partnerships for Cooperation: Capacity building in sport (Region 1: Western Balkans +1, Region 2: Neighbourhood East* +5), Non-for-profit European Sport events (=), and Partnerships for Cooperation (-24 = -13 in Cooperation Partnerships and -11 in Small-scale Partnerships)

* The call for Region 2: Neighbourhood East has been introduced in 2024, which explains the substantial increase in the number of projects awarded under Capacity Building in Sport.

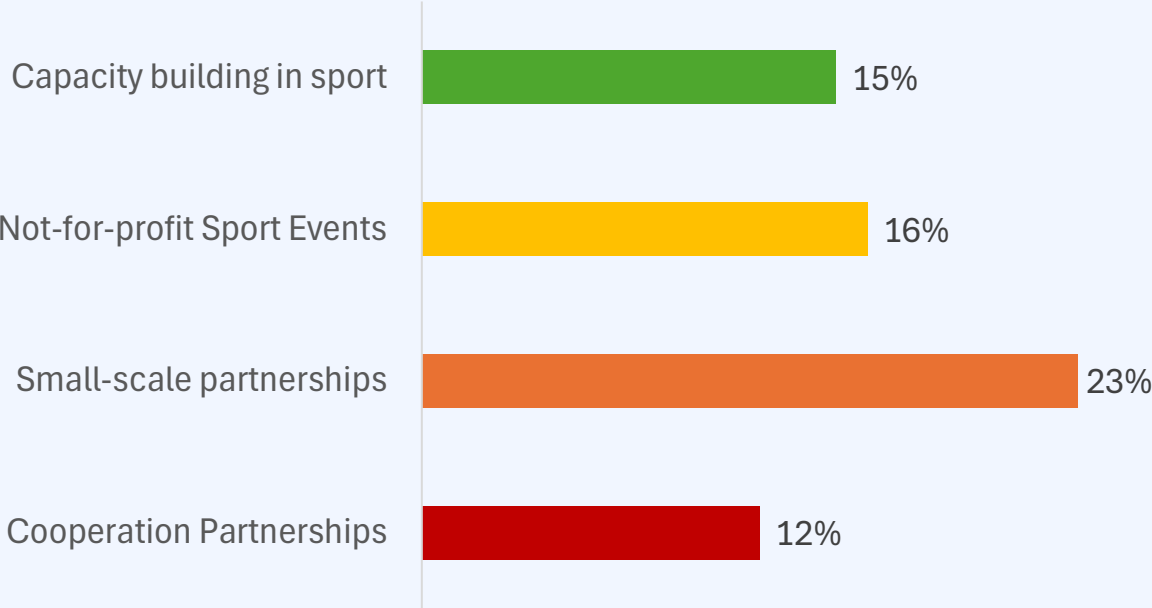
Erasmus+ Programme: Key Action 2 – Sport

Success rate 2024

Erasmus+ Programme: Success rate 2024



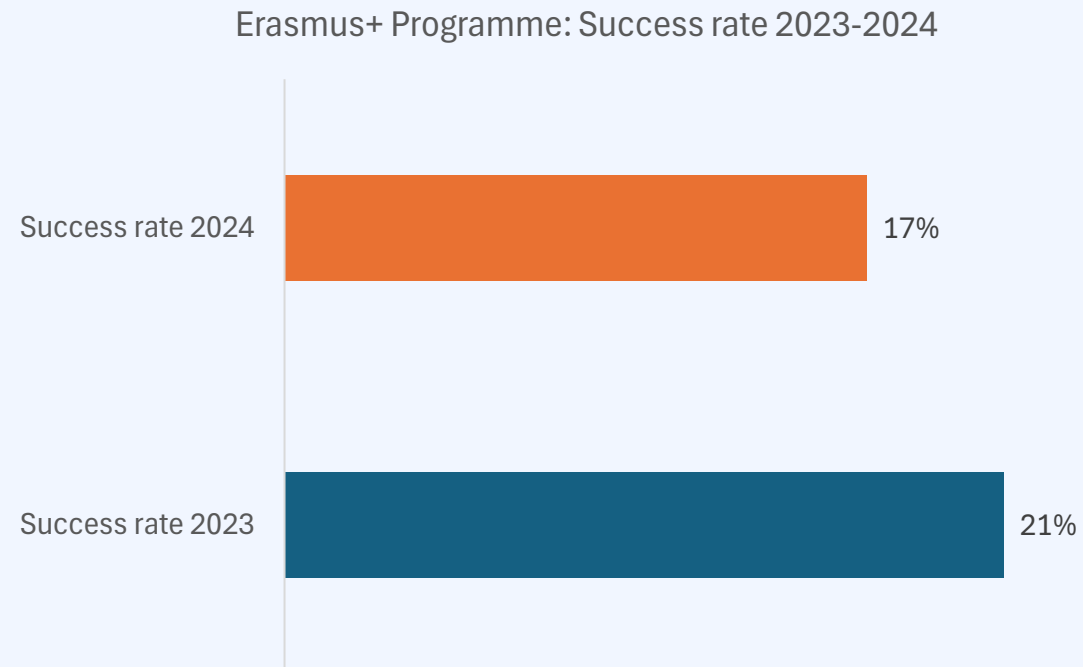
Erasmus+ Programme: Success rate 2024



The overall **success rate was 17% in 2024**. The highest success rate was recorded for the Small-scale Partnerships (23%); followed by the Not-for-profit European Sport Events (16%), Capacity Building in Sport (15%), and Cooperation Partnerships (12%).

Erasmus+ Programme: Key Action 2 – Sport

Success rate 2023 - 2024

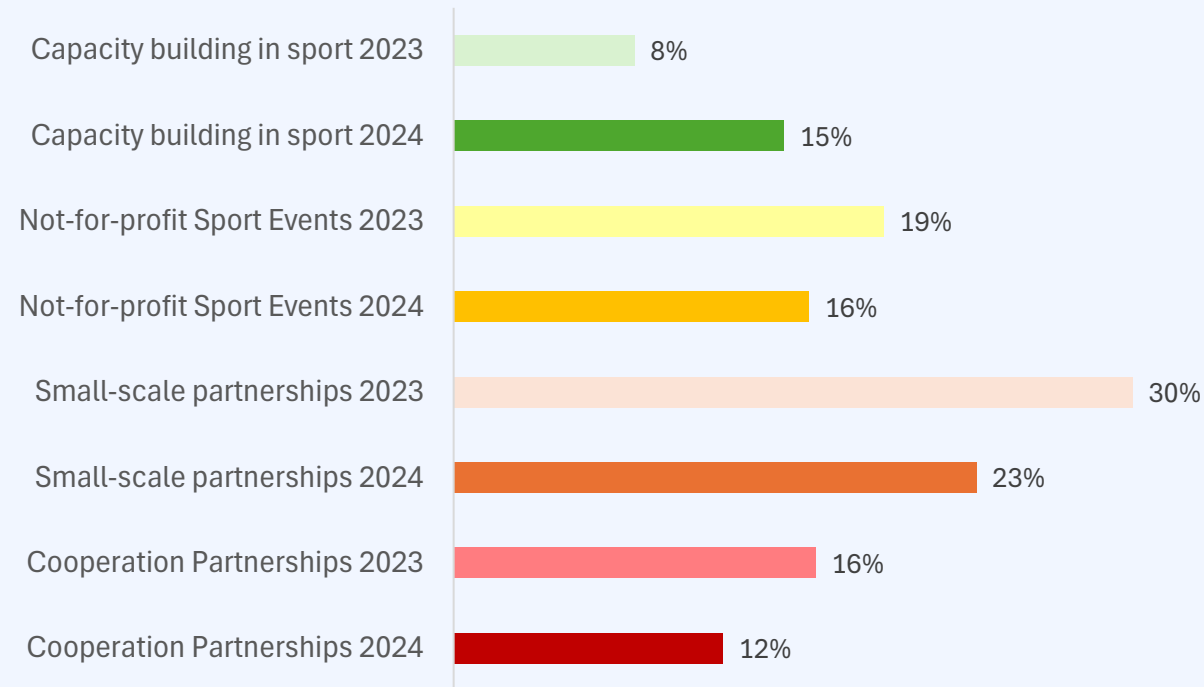


The success rate has decreased to 17% (-4%) compared to 2023; yet this differs across each call.

Erasmus+ Programme: Key Action 2 – Sport

Success rate 2023 - 2024

Erasmus+ Programme: Success rate 2023-2024

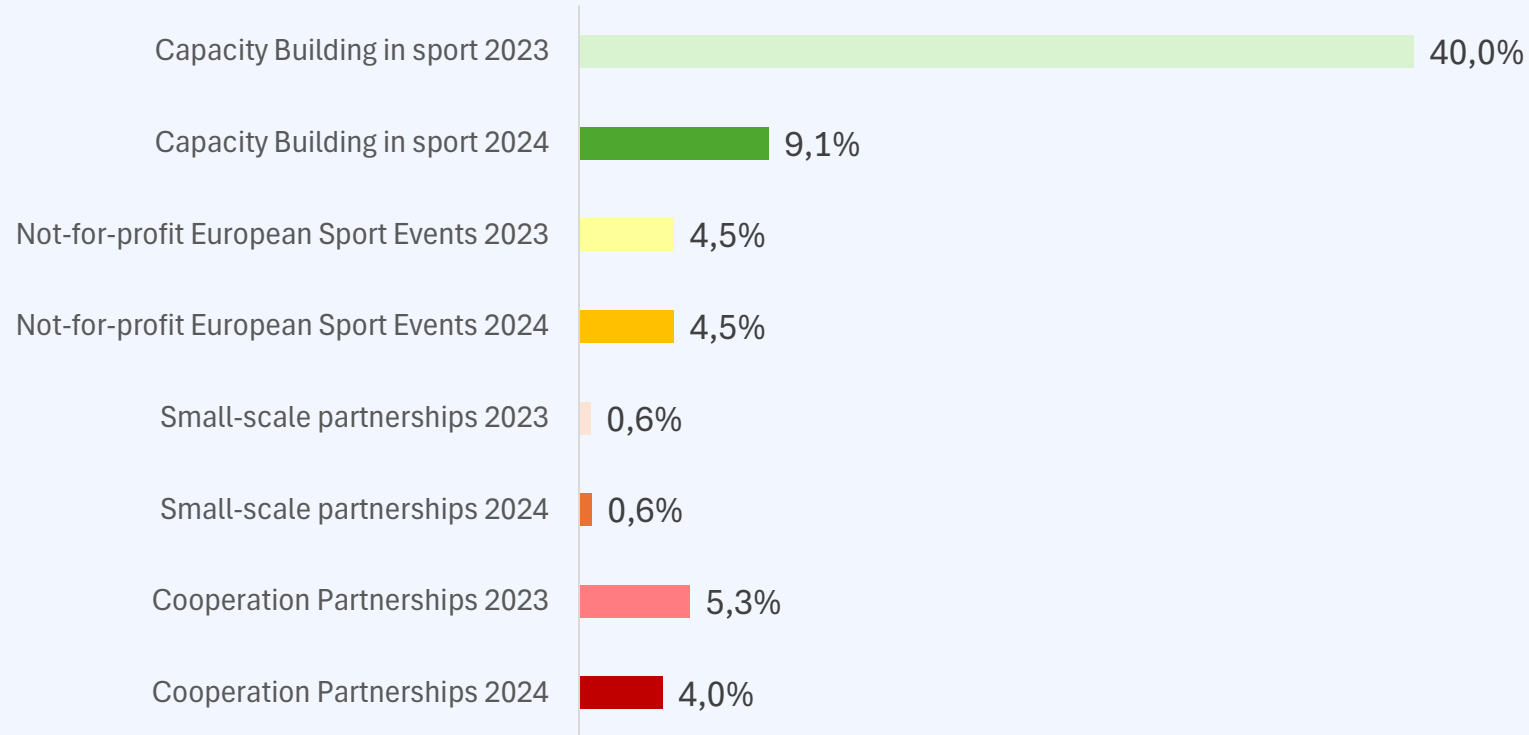


The success rate has decreased across all calls (between 3% and 7%) except for the capacity building in sport (+7%)*.

* The call for Region 2: Neighbourhood East has been introduced in 2024, which explains the substantial increase in the success rate under the Capacity Building in Sport.

Erasmus+ Programme: Key Action 2 – Sport Projects Coordinated by European NOCs and EOC EU Office's partners

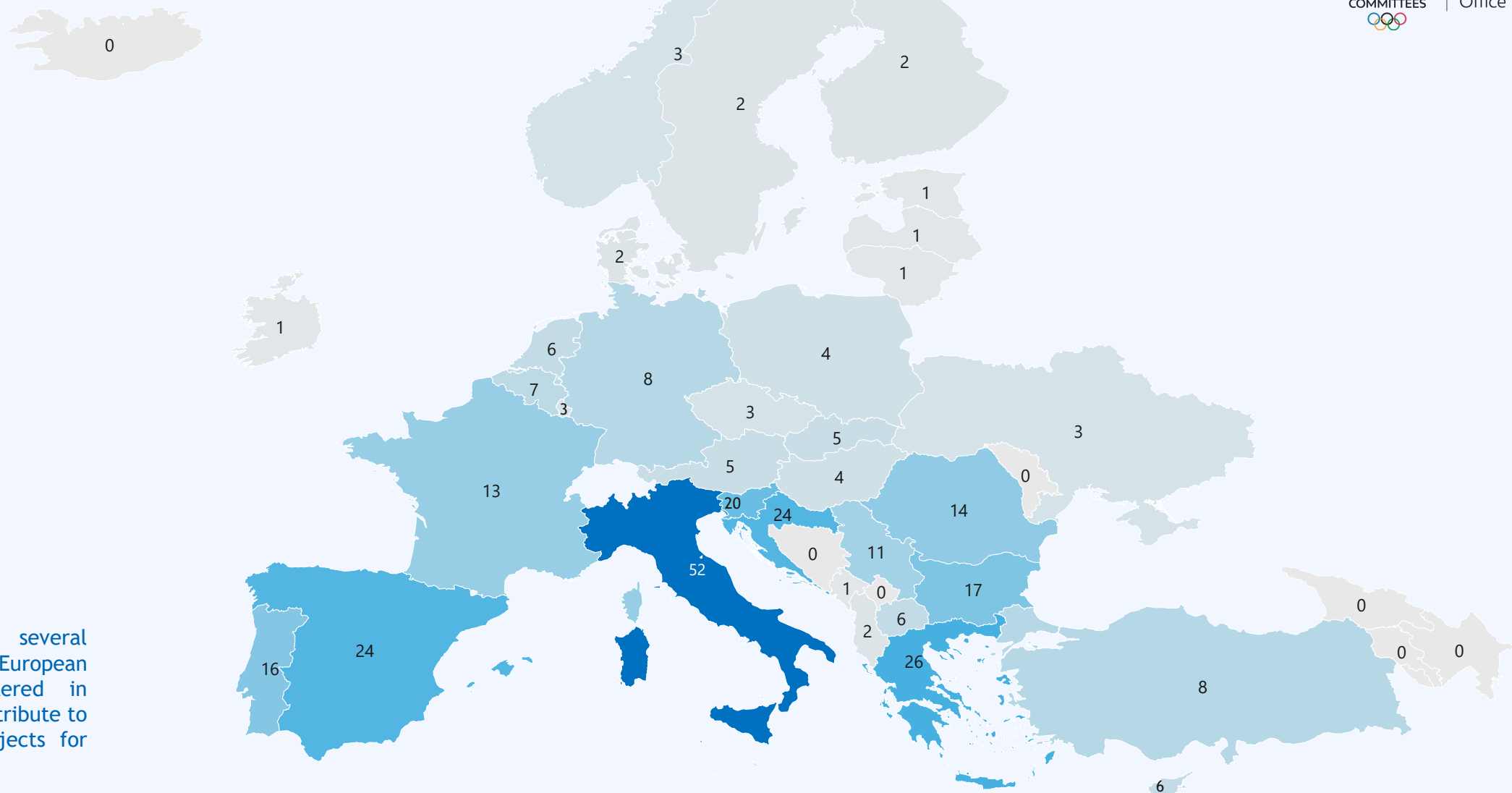
Erasmus+ Programme: Projects Coordinated by European NOCs and EOC EU Office's partners



The EOC EU Office partners and European NOCs were awarded 7 projects (4 Cooperation Partnerships, 1 Small-scale Partnership, 1 Non-for-profit Sport Event, and 1 Capacity Building in Sport) which globally represents a decrease from 2023, with Not-for-profit European Sport Events and Small-scale Partnerships maintaining the same number of projects awarded (1).

Erasmus+ Programme: Key Action 2 – Sport

Geographic distribution 2024



* Please note that several international and European organisations are registered in Belgium and therefore contribute to the total amount of projects for Belgium.

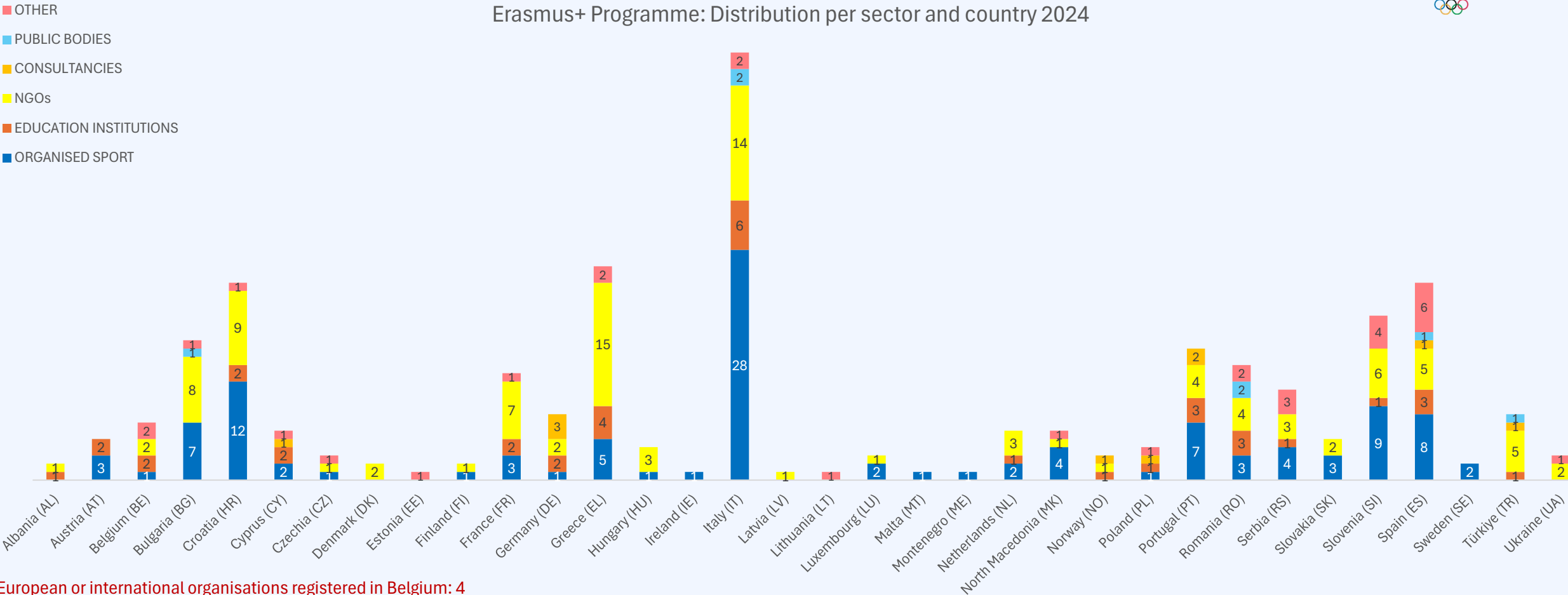
There are significant differences in the number of projects financed across Europe.

Erasmus+ Programme: Key Action 2 – Sport

Geographic distribution by country/sector 2024



Erasmus+ Programme: Distribution per sector and country 2024



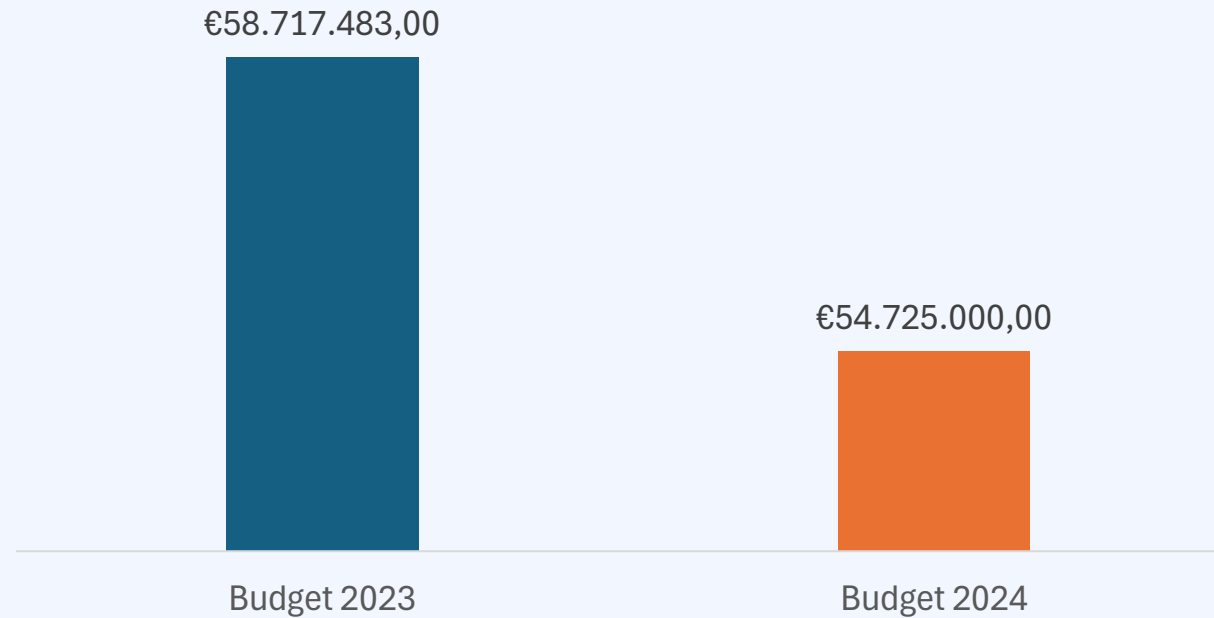
* European or international organisations registered in Belgium: 4

In 2024, the organised sport represented 37% of the awarded projects across countries but there are significant differences across countries. Organised sports represented 50% or more of the awarded projects in Ireland, Malta, Montenegro and Sweden (100%), Luxembourg and North Macedonia (66%), Slovakia and Austria (60%), Croatia and Finland (50%) whilst in the remaining 24 countries organised sport accounted between 43% and 0% of the awarded projects in 2024.

Erasmus+ Programme: Key Action 2 – Sport

Amount financed in 2023 vs 2024

Erasmus+ Programme: Total amount financed 2023-2024



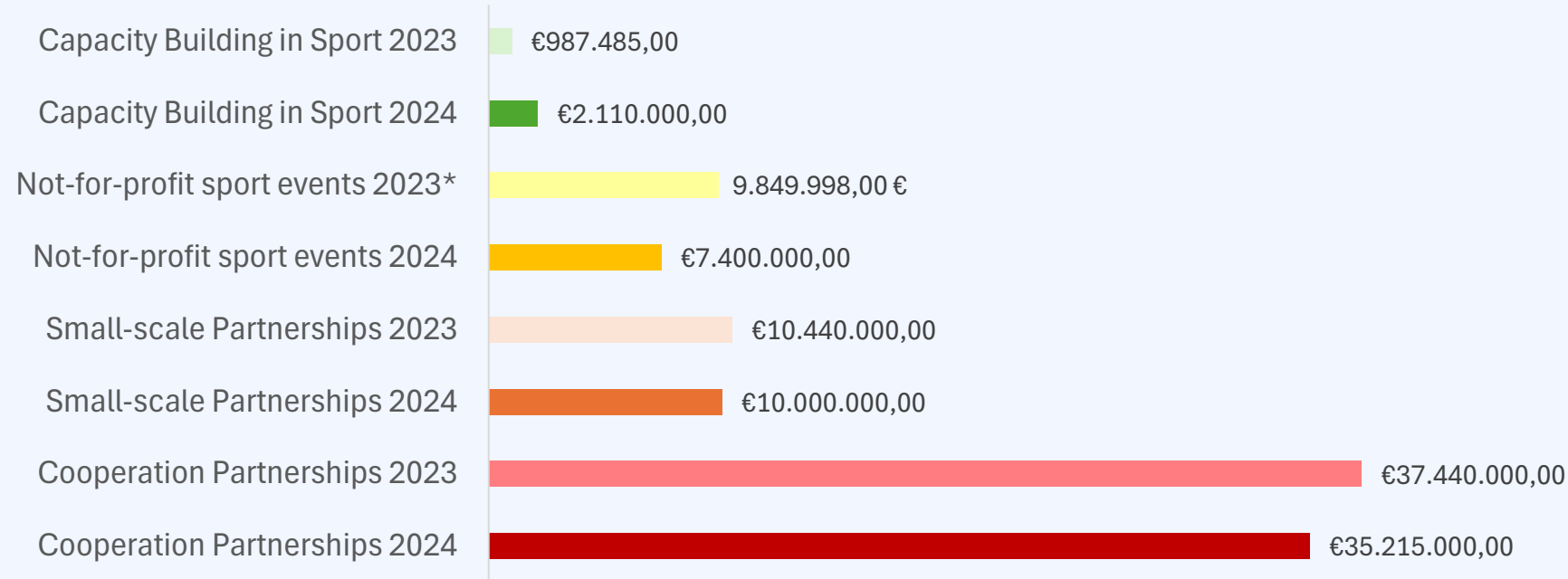
The total budget awarded for the Erasmus+ Programme has decreased by 3.992.483,00 € (-6,8%)*.

*The total budget of 2023 included a 3 million € Special Call for Large Scale Events, which was not available in 2024.

Erasmus+ Programme: Key Action 2 – Sport

Amount financed in 2023 vs 2024

Erasmus+ Programme: Amount Financed in 2023 vs 2024



The budget available for the Erasmus+ Programme has decreased for Cooperation Partnerships and Small-scale partnerships in 2024, while it has increased for Capacity Building in Sport.**

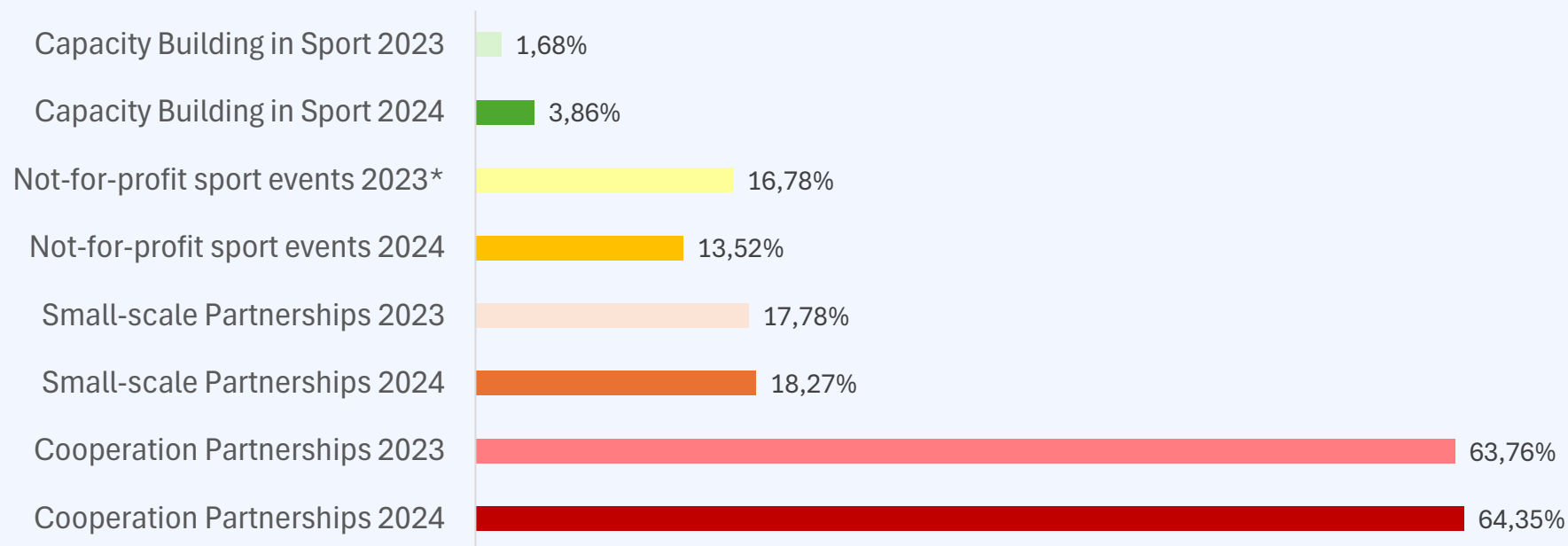
* The 2023 Not-for-profit European Sport Events also include the special call for Large Scale Events, adding EUR 3 millions to the Erasmus+ budget for this call. Without the special call, the budget for European Sport Events increased by EUR 0,55 millions from 2023 to 2024.

** The call for Region 2: Neighbourhood East has been introduced in 2024, which explains the substantial increase in the budget for the Capacity Building in Sport.

Erasmus+ Programme: Key Action 2 – Sport

Budget distribution in 2023 vs 2024

Erasmus+ Programme:
Budget distribution 2023 vs 2024



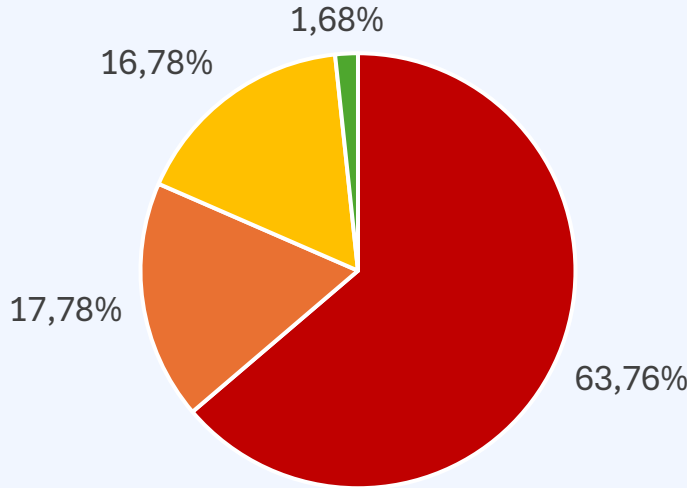
In 2024, **Cooperation Partnerships** had the highest percentage of the budget allocated (approx. 64.3 %), followed by **Small-scale Partnerships** (18.27%), **Not-for-profit sport events** (13.52%), and **Capacity Building in Sport** (3.86%).

* Includes the Special Call for Large Scale Events.

Erasmus+ Programme: Key Action 2 – Sport

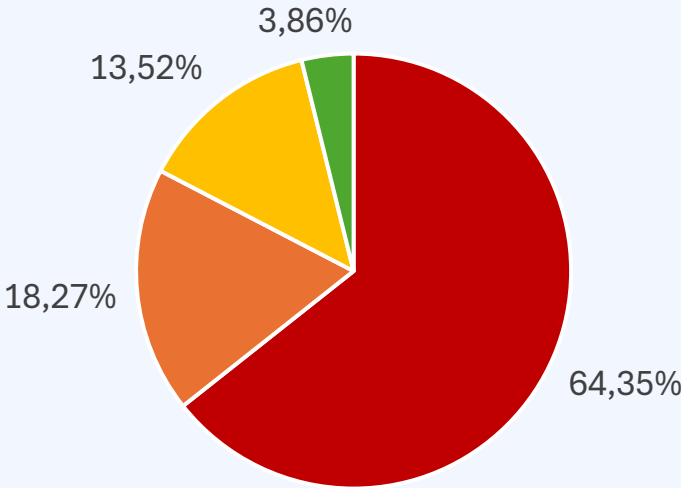
Budget distribution in 2023 vs 2024

Erasmus+ Programme: Budget distribution 2023



■ Cooperation Partnerships 2023 ■ Small-scale Partnerships 2023
■ Not-for-profit sport events 2023 ■ Capacity Building in Sport 2023

Erasmus+ Programme: Budget distribution 2024



■ Cooperation Partnerships 2024 ■ Small-scale Partnerships 2024
■ Not-for-profit sport events 2024 ■ Capacity Building in Sport 2024

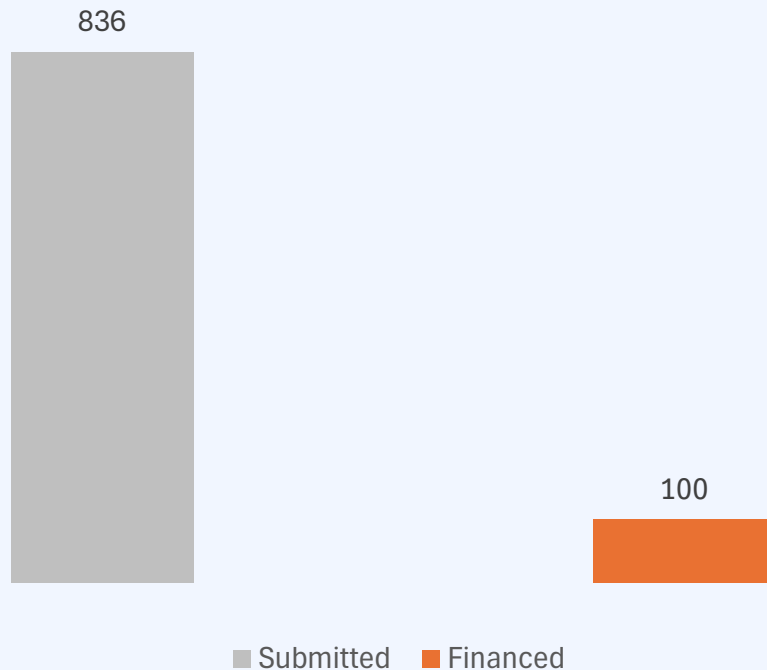
There are no major variations in budget distribution across most calls between 2023 and 2024, with Partnership for Cooperation having the highest percentage of the budget allocated.*

* The call for Region 2: Neighbourhood East has been introduced in 2024, which explains the substantial increase in the budget for the Capacity Building in Sport.

Erasmus+ Programme: Cooperation Partnerships

Project financed vs submitted

Erasmus+ Programme: Cooperation Partnerships
Projects submitted vs financed 2024



Erasmus+ Programme: Cooperation Partnerships
Projects financed 2023-2024

Projects financed 2024

100

Projects financed 2023

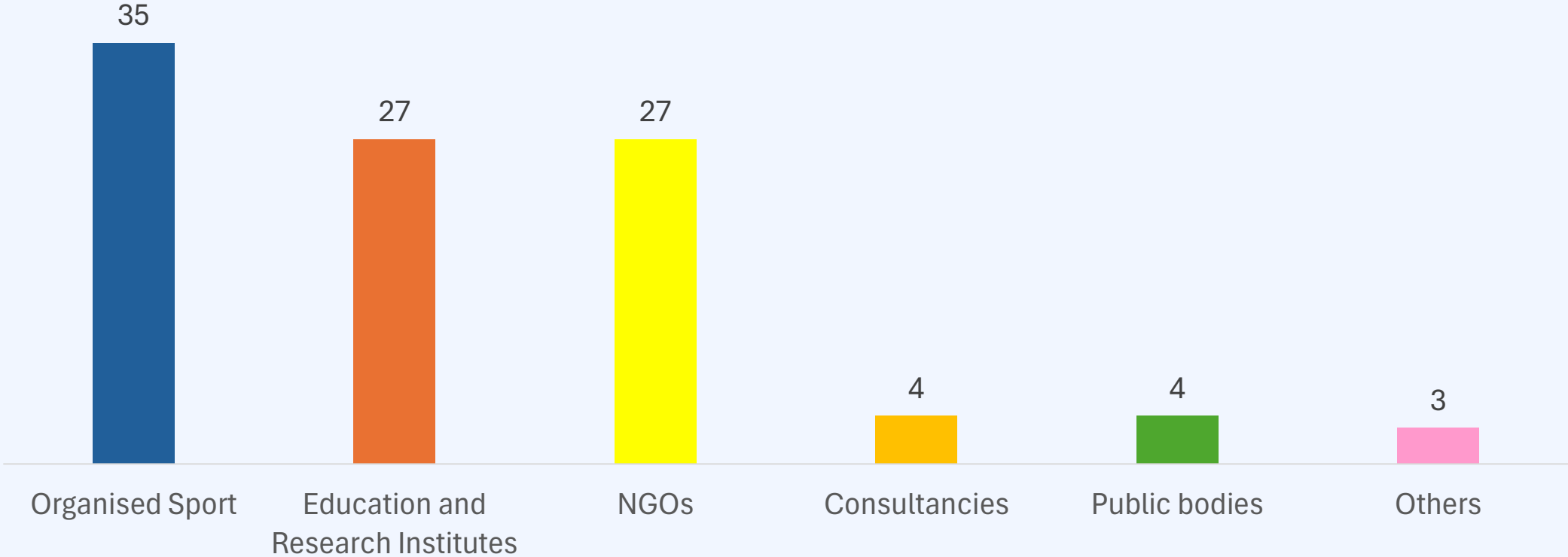
113

In 2024, 100 projects were awarded out of the 836 projects submitted, which reflects a decrease of 11,5% compared to 2023.

Erasmus+ Programme: Cooperation Partnerships

Financed projects across sectors

Erasmus+ Programme: Cooperation Partnerships
Financed projects across sectors

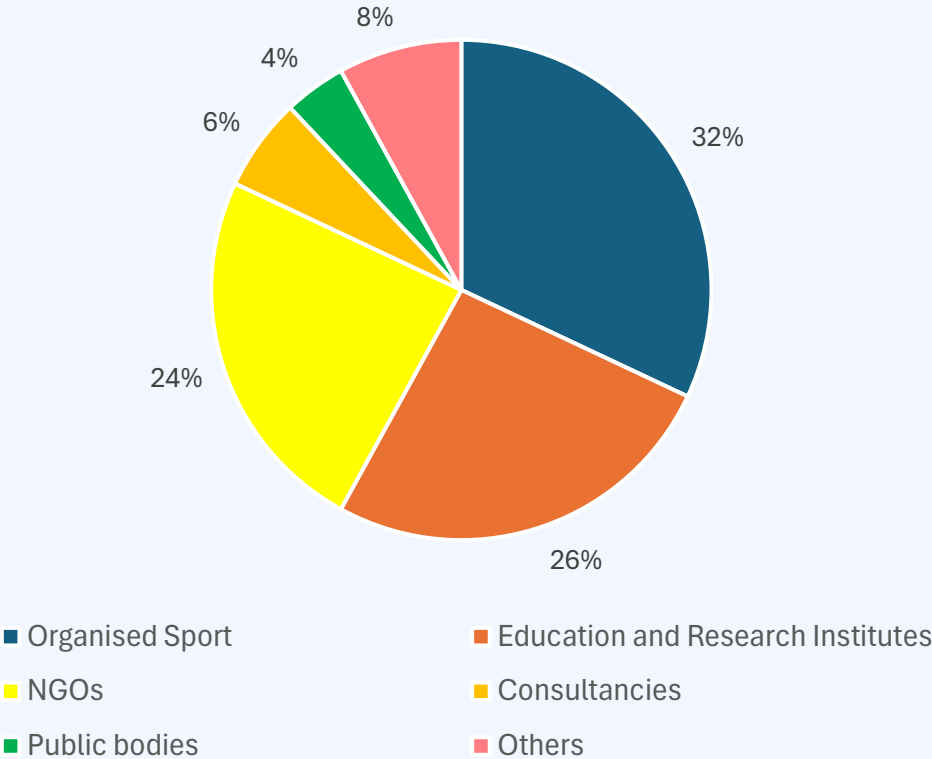


In 2024, 35% of the selected projects can be attributed to organised sport with a total number of 35 projects awarded.

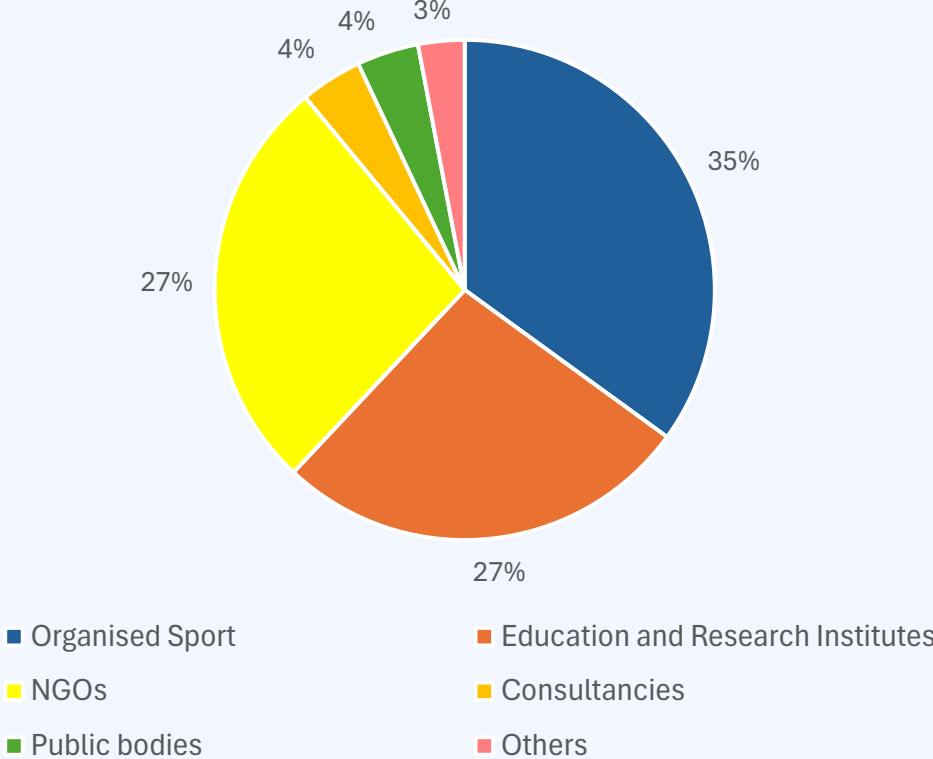
Erasmus+ Programme: Cooperation Partnerships

Financed projects across sectors 2023 vs 2024

Erasmus+ Programme: Cooperation Partnerships
Financed projects across sectors 2023



Erasmus+ Programme: Cooperation Partnerships
Financed projects across sectors 2024

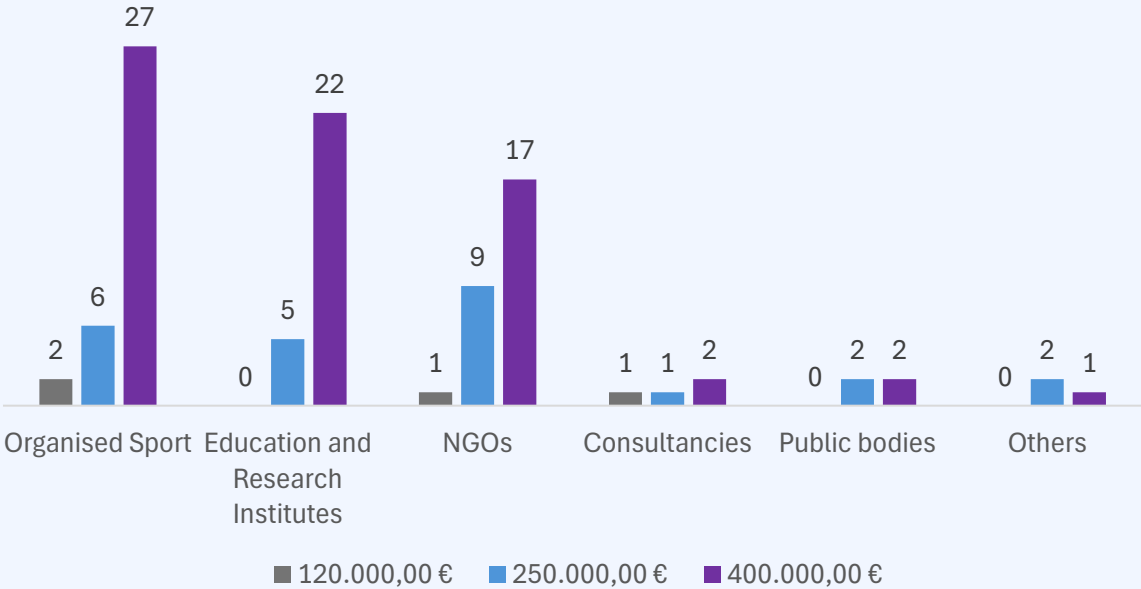


The share of financed projects for organised sport increased by 3% with an increase from 32% in 2023 to 35% in 2024.

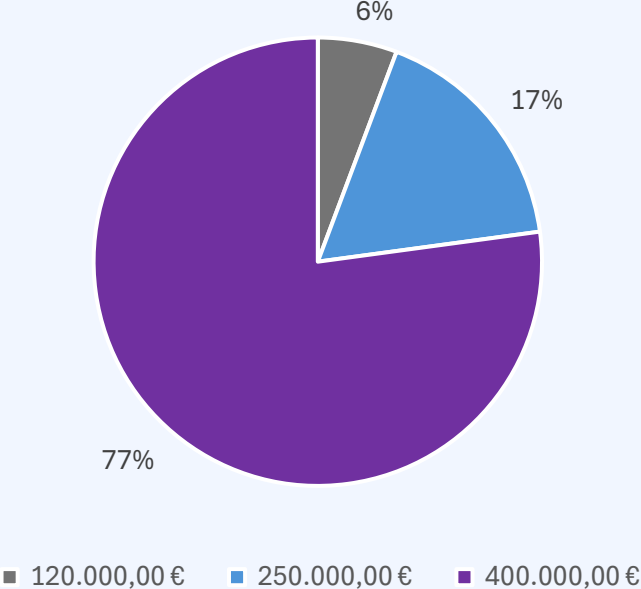
Erasmus+ Programme: Cooperation Partnerships

Lump sum

Erasmus+ Programme: Cooperation Partnerships
Distribution of lump sums across sectors



Erasmus+ Programme: Cooperation Partnerships
Organised sport preferred lump sum

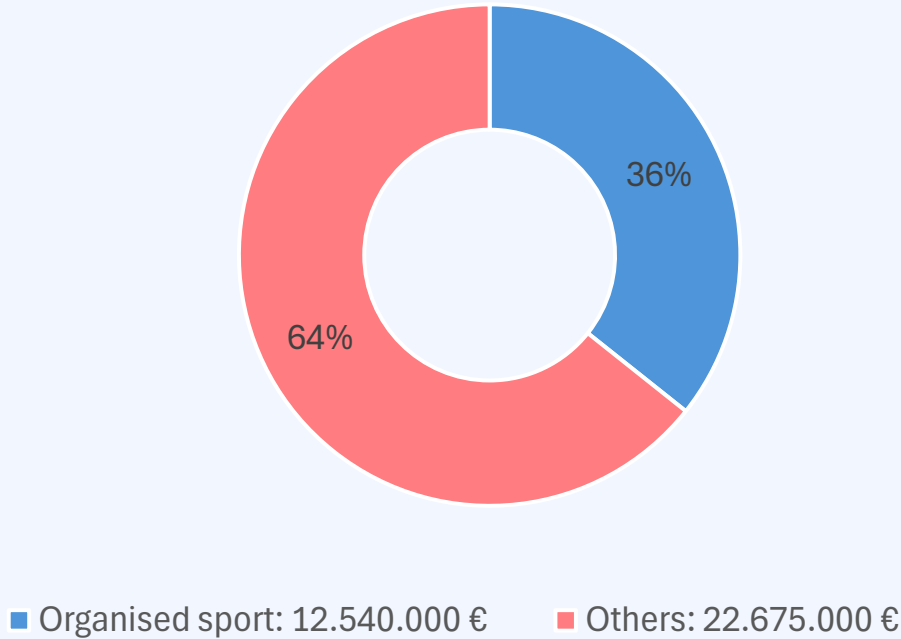


Under the Cooperation Partnerships, the 400.000,00 € is the most used lump sum across sectors, including for organised sport (77%).

Erasmus+ Programme: Cooperation Partnerships

Budget awarded to organised sport

Erasmus+ Programme: Cooperation Partnerships
Budget awarded to organised sport

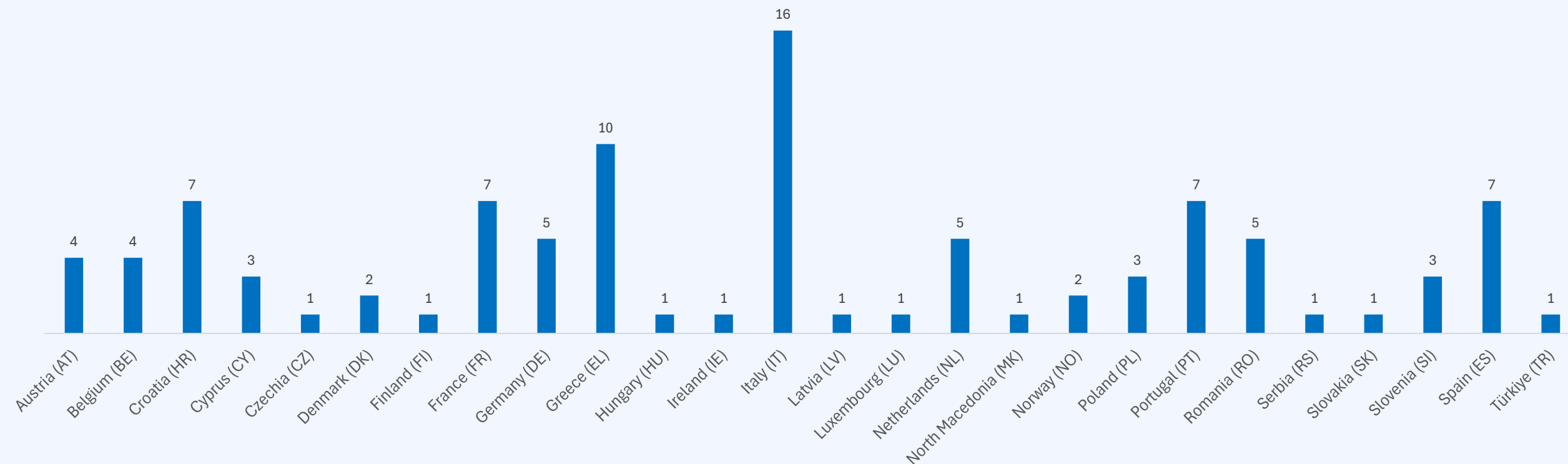


In 2024, organised sport reclaimed slightly more than one-third (36%) of the budget available under the Cooperation Partnerships, 4% more than in 2023.

Erasmus+ Programme: Cooperation Partnerships

Geographic distribution financed projects

Erasmus+ Programme: Cooperation Partnerships
Geographic distribution financed projects 2024

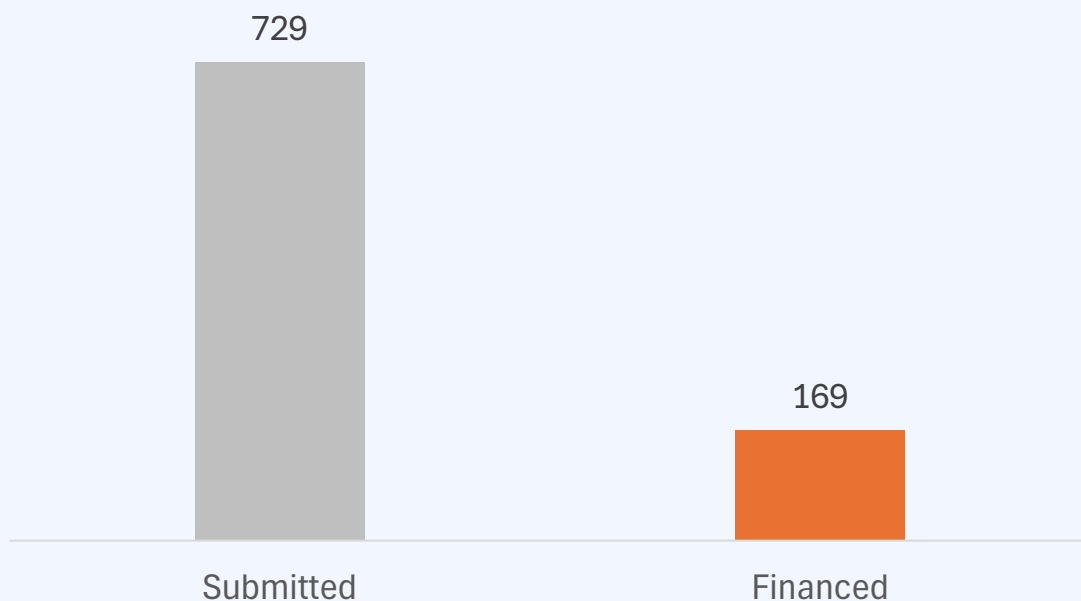


Under the Cooperation Partnerships, Italy (16), Greece (10), Spain, Croatia, France (7), the Netherlands, Romania and Germany (5) have 5 or more projects each awarded in 2024, whilst the remaining 16 countries were awarded 4 or fewer projects.

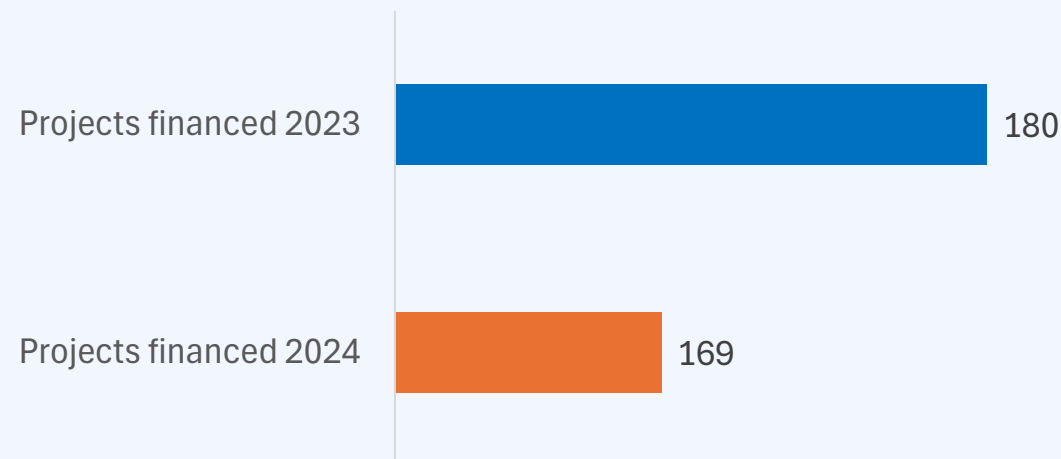
Erasmus+ Programme: Small-scale Partnerships

Project financed vs submitted

Erasmus+ Programme: Small-scale partnerships
Projects submitted vs. financed 2024



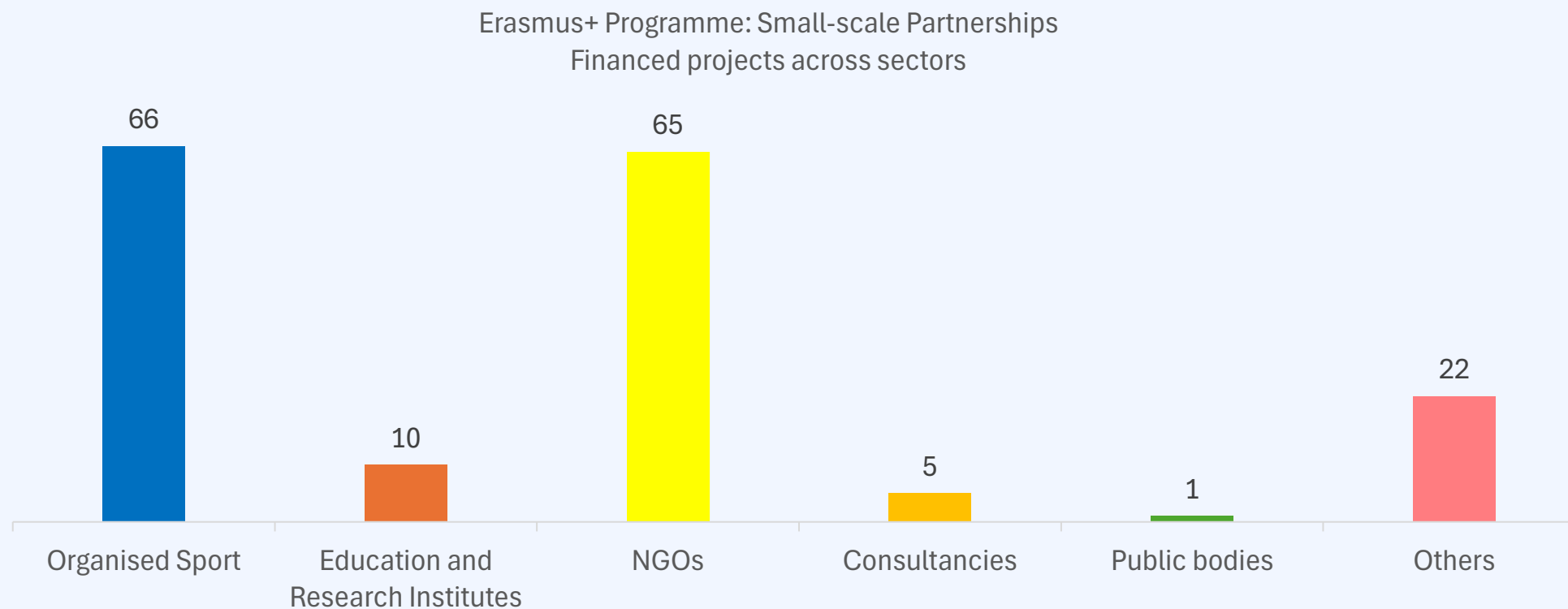
Erasmus+ Programme: Small-scale Partnerships
Project financed 2023 vs 2024



In 2024, 169 projects were awarded out of the 600 projects submitted which reflects a decrease of 6,1% of financed projects from 2023.

Erasmus+ Programme: Small-scale Partnerships

Financed projects across sectors

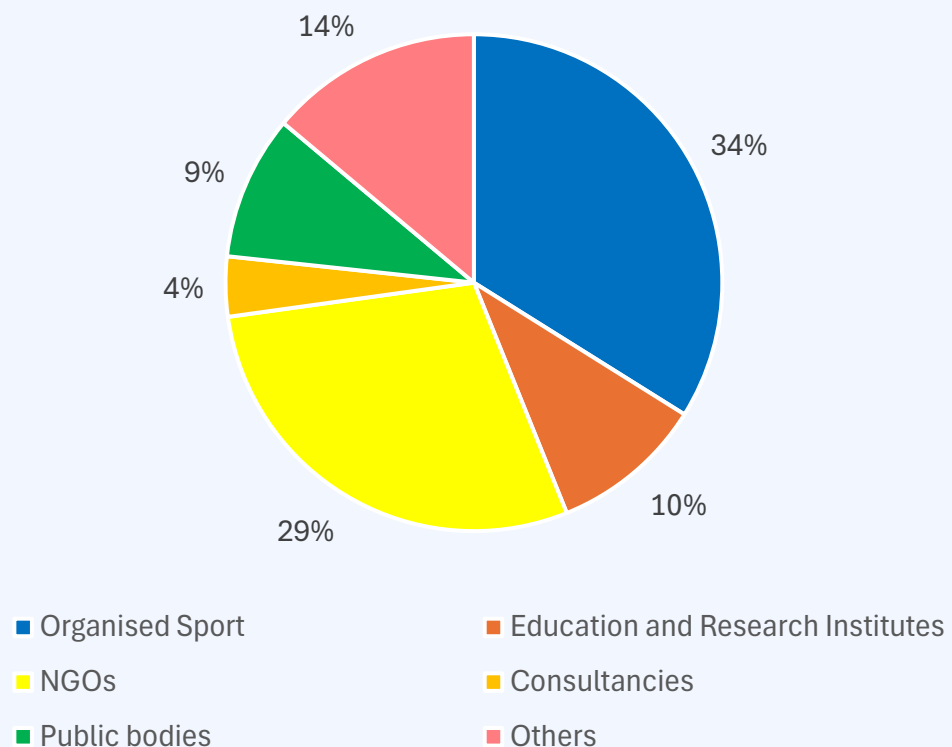


In 2024, 39% of the selected projects can be attributed to organised sport with a total number of 66 projects awarded.

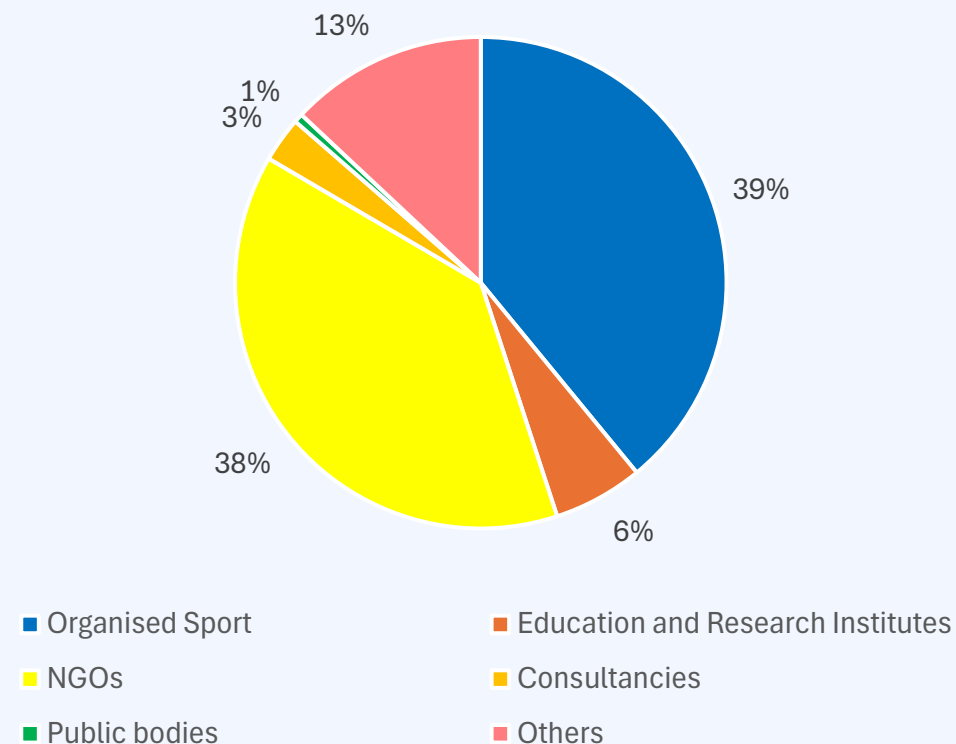
Erasmus+ Programme: Small-scale Partnerships

Financed projects across sectors 2023 vs 2024

Erasmus+ Programme: Small-scale Partnerships
Financed projects across sectors 2023



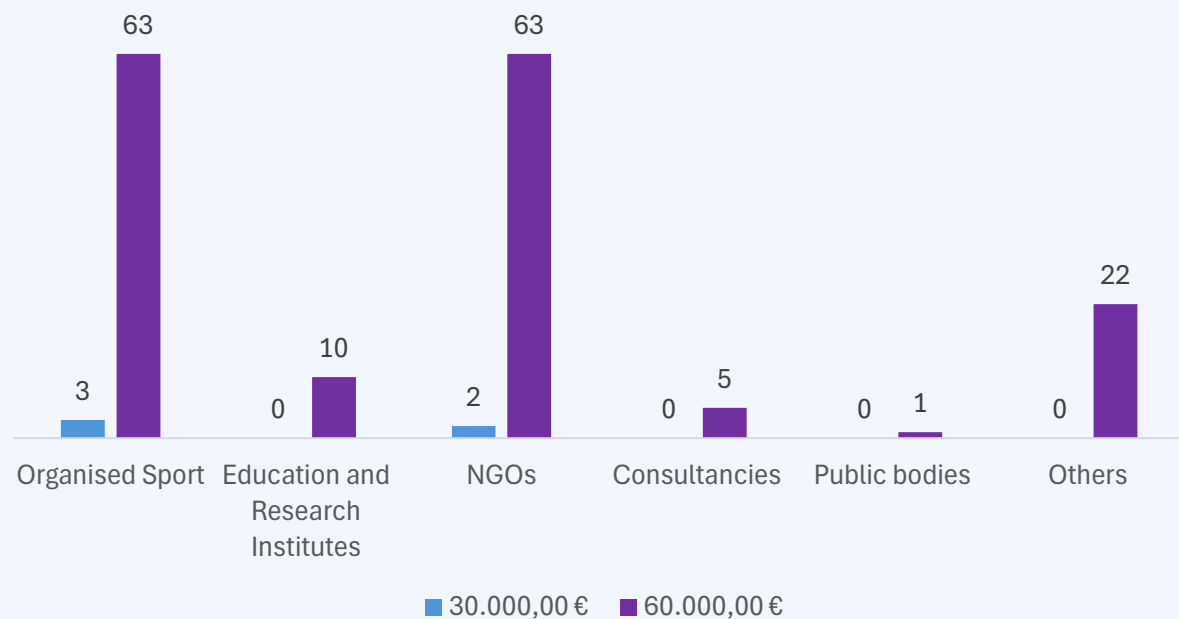
Erasmus+ Programme: Small-scale Partnerships
Financed projects across sectors 2024



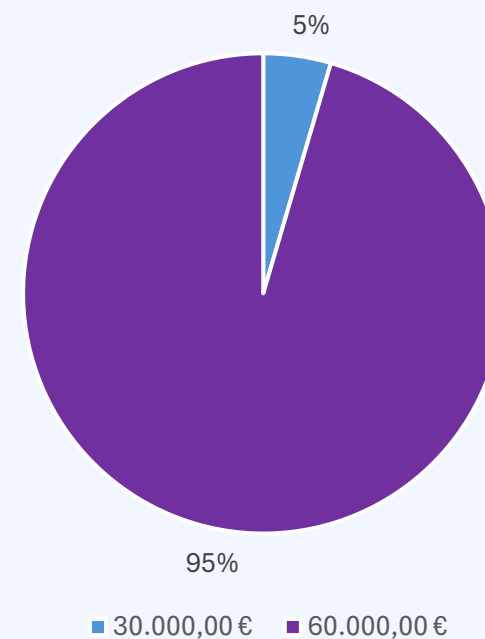
The share of financed projects for organised sport increased by 5% with an increase from 34% in 2023 to 39% in 2024.
The share of projects coordinated by NGOs also increased, from 29 to 38%.

Erasmus+ Programme: Small-scale Partnerships Lump Sum

Erasmus+ Programme: Small-scale Partnerships
Distribution of Lump Sum across sectors



Erasmus+ Programme: Small-scale Partnerships
Organised sport preferred Lump Sum

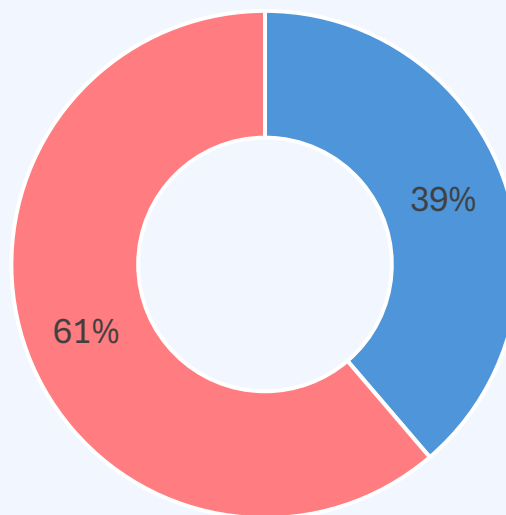


Under the Small-scale Partnerships, the **60.000,00 €** is by far the most used lump sum across sectors, including for organised sport (95%).

Erasmus+ Programme: Small-scale Partnerships

Budget awarded to organised sport

Erasmus+ Programme: Small-scale Partnerships
Budget awarded to Organized sport



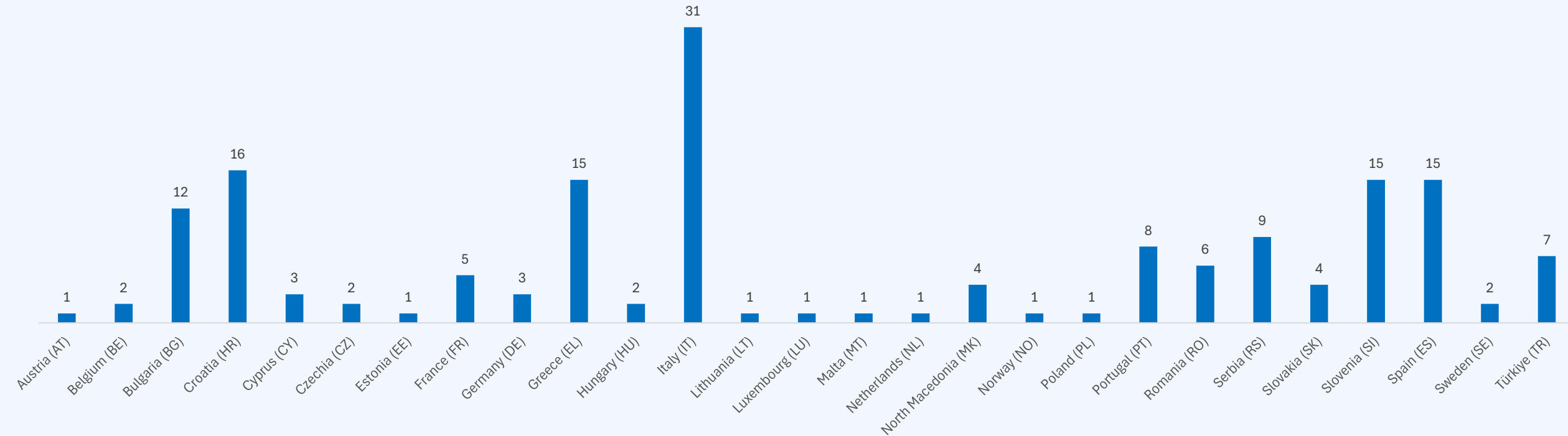
■ Organised sport: 3.870.000 € ■ Others: 6.130.000 €

In 2024, **organised sport reclaimed almost 40% of the budget available** under the Small-scale Partnerships, reflecting an increase of 5% compared to 2023.

Erasmus+ Programme: Small-scale Partnerships

Geographic distribution financed projects

Erasmus+ Programme: Small-scale Partnerships
Geographic distribution financed projects 2024

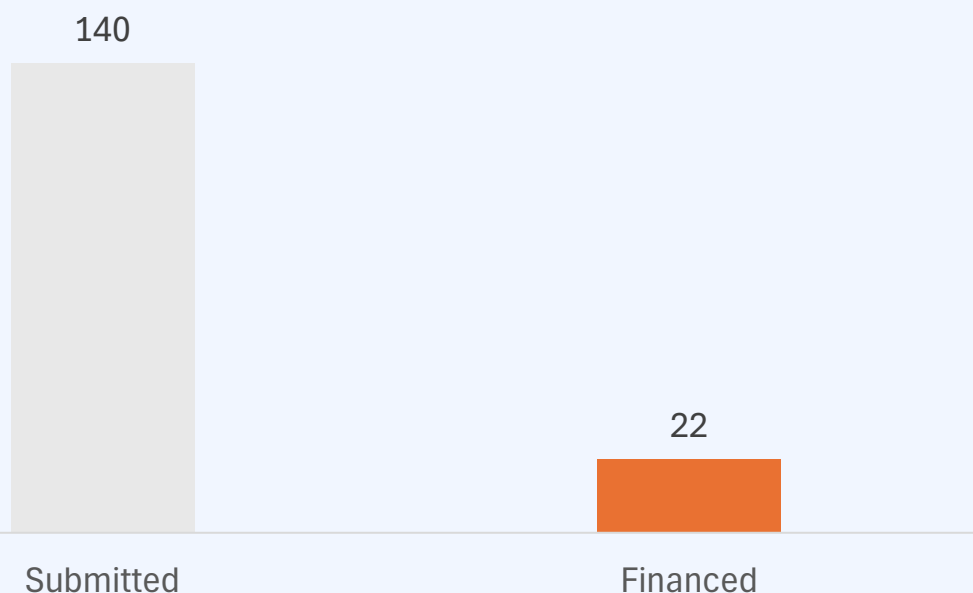


Under the Small-scale Partnerships, Italy (31), Croatia (16), Greece, Slovenia, Spain (15), Bulgaria (12) have been awarded more than 10 projects each in 2024, while the 21 remaining countries reported between 1 and 9 projects each.

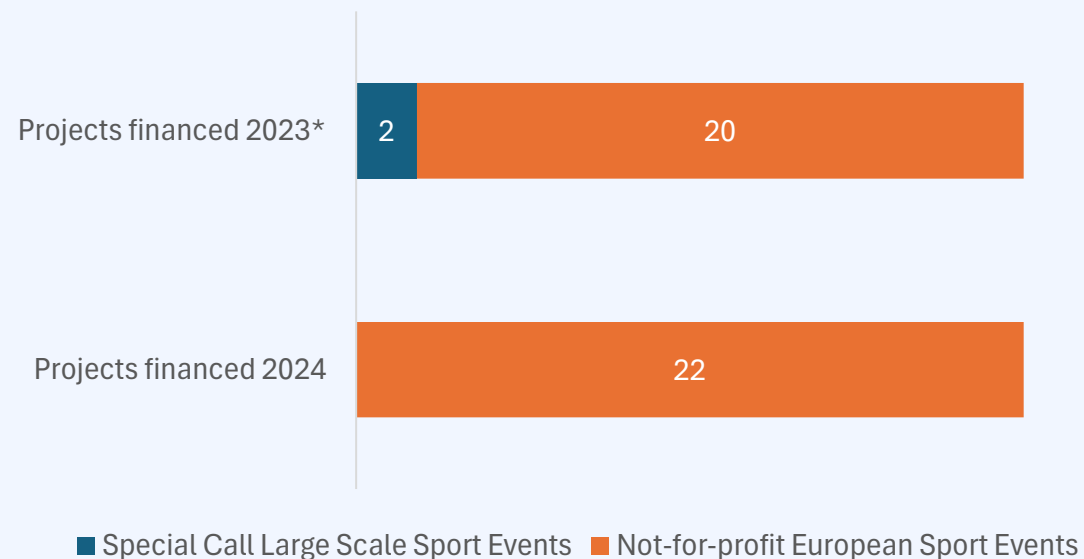
Erasmus+ Programme : Not-for-profit Sport Events

Project submitted vs financed

Erasmus+ Programme: Not-for-profit European Sport Events
Project submitted vs financed 2024



Erasmus+ Programme: Not-for-profit European Sport Events
Project proposals financed 2023 vs 2024



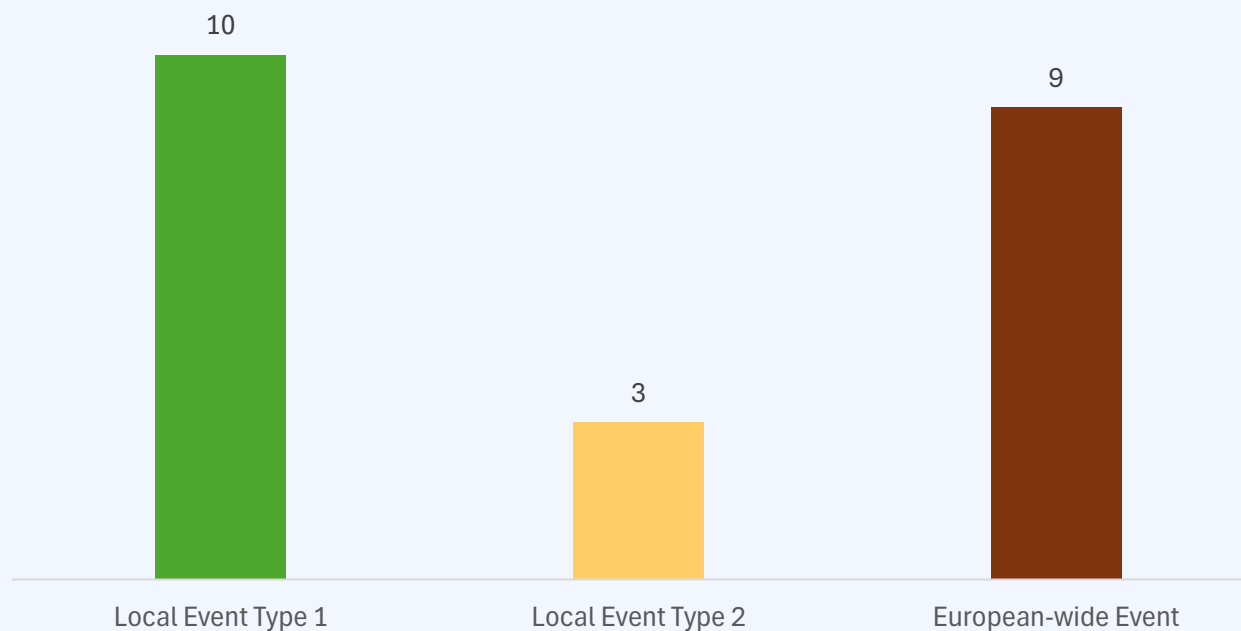
In 2024, 22 projects were awarded out of the 114 projects submitted, the same number of projects as in 2023.

* 2 projects were financed through the Special Call for Large Scale Events.

Erasmus+ Programme : Not-for-profit Sport Events

Financed projects per type

Erasmus+ Programme: Not for Profit European Sport Events
Financed projects per type

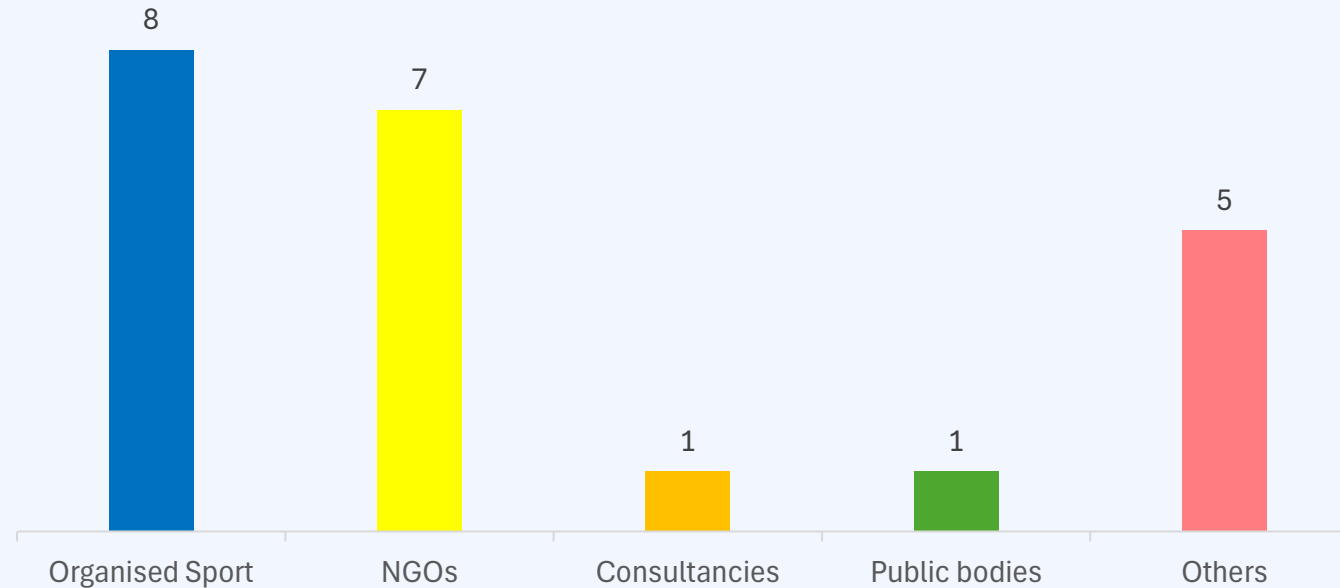


In 2024, Local Events Type 1 and European-wide Events were the most popular event types among the selected projects.

Erasmus+ Programme : Not-for-profit Sport Events

Financed projects across sectors

Erasmus+ Programme: Not for Profit European Sport Events
Financed projects across sectors

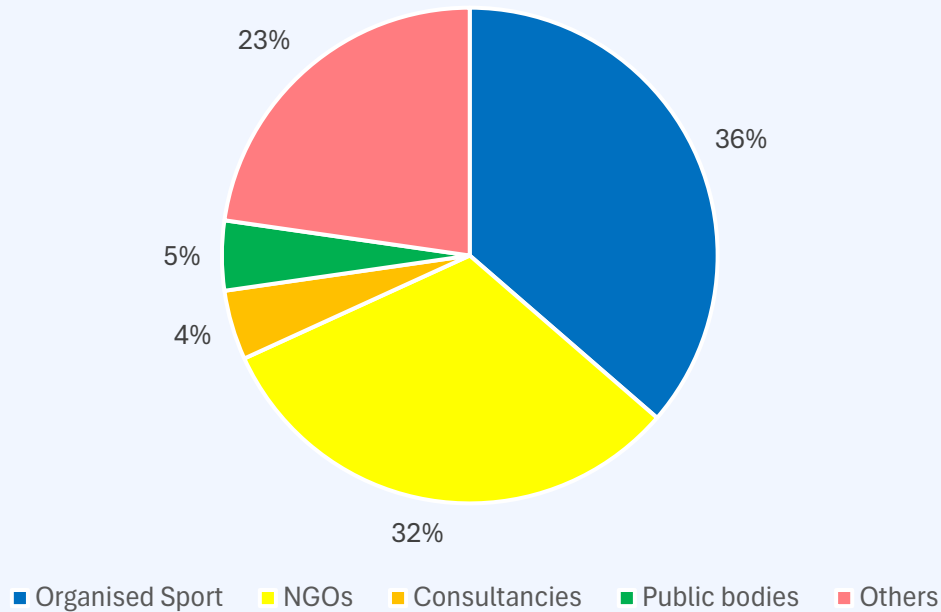


In 2024, 36,3% of the selected projects can be attributed to organised sport with a total number of 8 projects awarded.

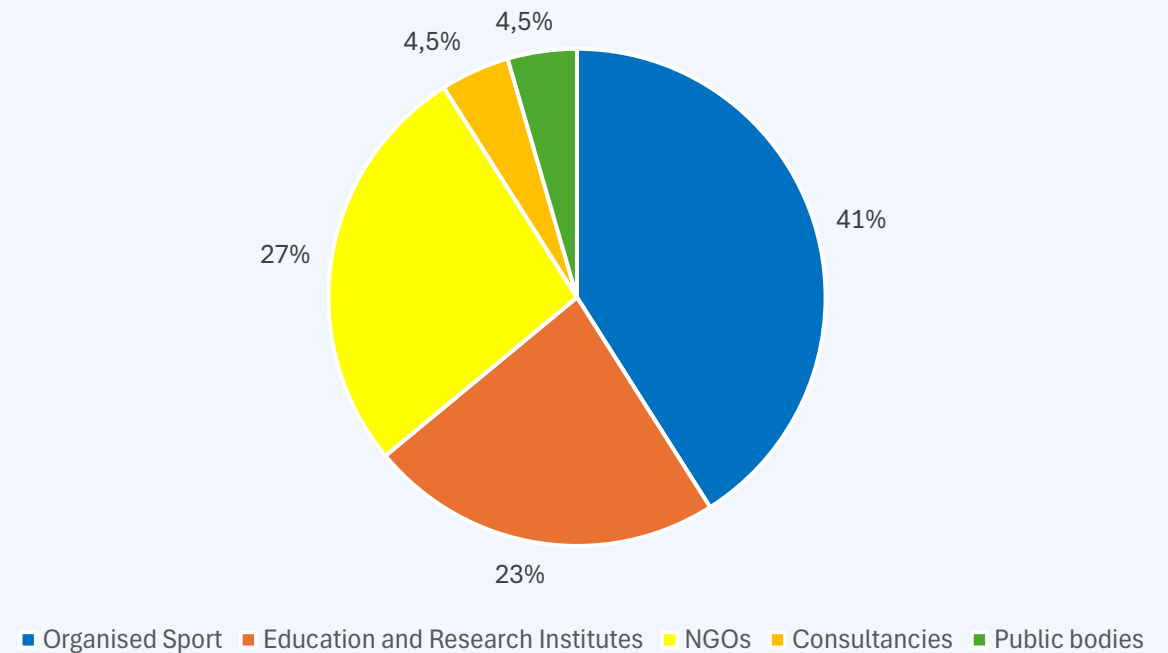
Erasmus+ Programme : Not-for-profit Sport Events

Financed projects across sectors 2023 vs 2024

Erasmus+ Programme: Not for Profit European Sport Events
Financed projects across sectors 2024



Erasmus+ Programme: Not for Profit European Sport Events
Financed projects across sectors 2023

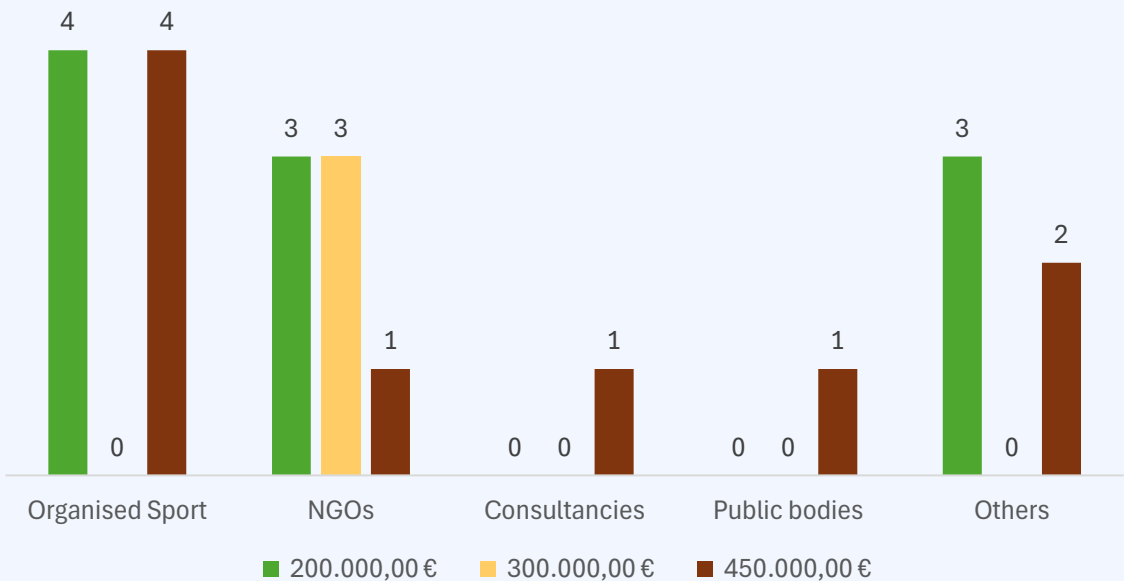


The share of financed projects for organised sport decreased by 5%, from 41% in 2023 to 36% in 2024.

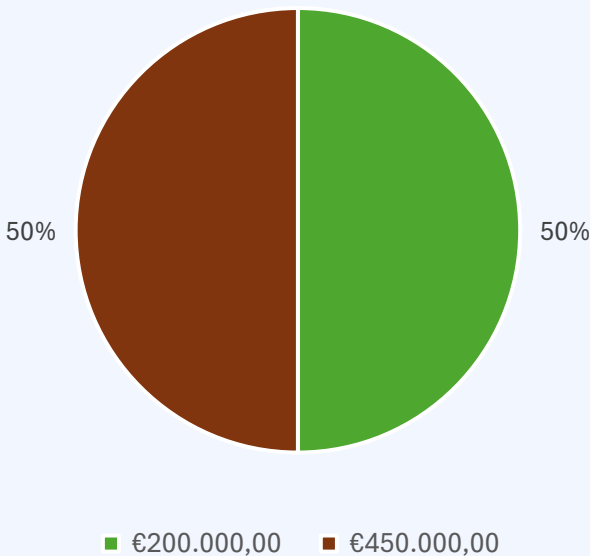
Erasmus+ Programme: Not-for-profit Sport Events

Lump Sum

Erasmus+ Programme: Not for Profit European Sport Events
Distribution of Lump Sum across sectors



Erasmus+ Programme: Not for Profit European Sport Events
Organized sport preferred Lump Sum

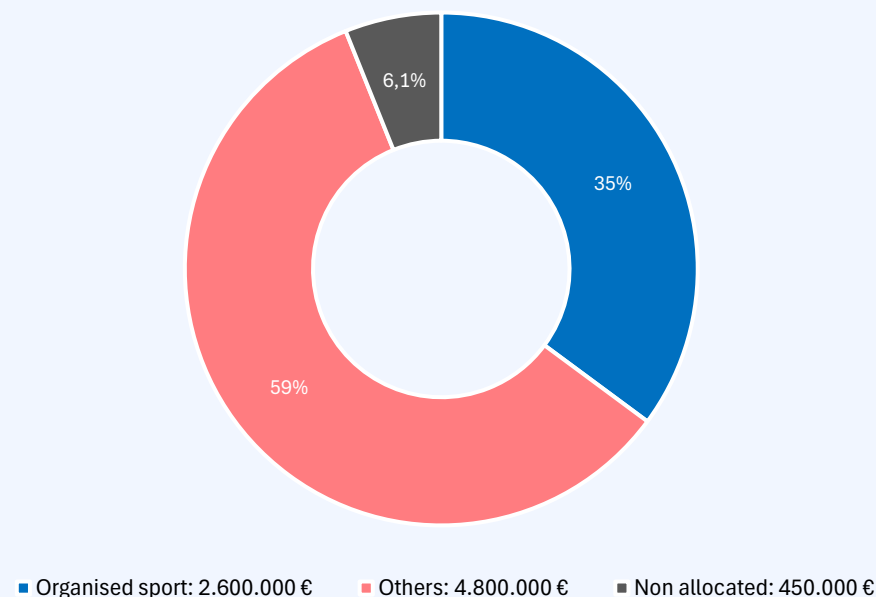


Under the Not-for-Profit European Sport Events, the 200.000,00 € is the most used lump sum across sectors, while organised sport was evenly split between the 200.000,00 and 450.000,00 € lump sums.

Erasmus+ Programme: Not-for-profit Sport Events

Budget awarded to organised sport

Erasmus+ Programme: Not for Profit European Sport Events
Budget awarded to Organised sport



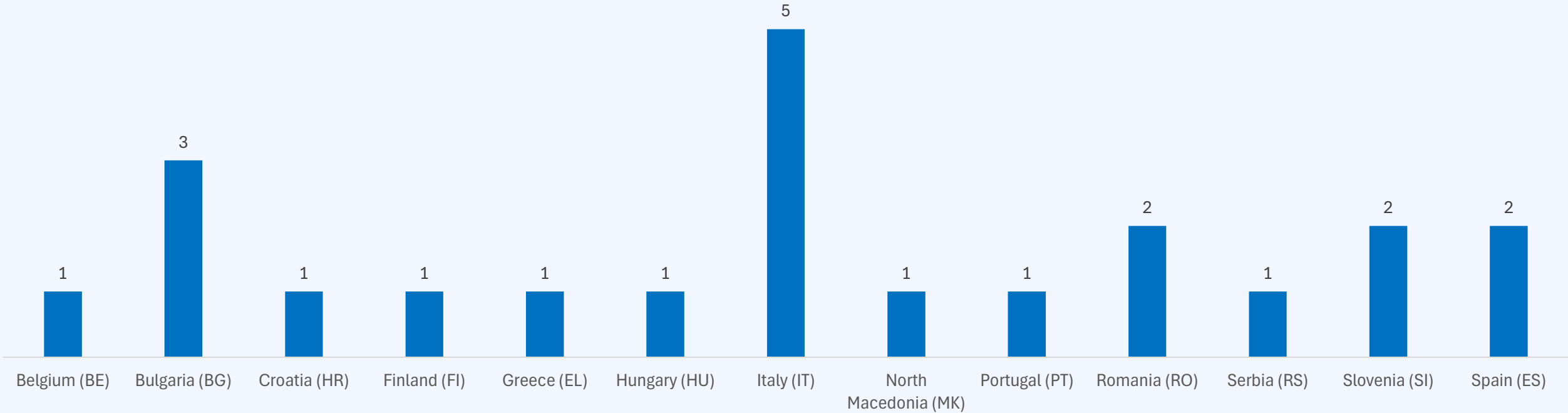
In 2024, organised sport reclaimed a bit over a third of the available budget (35%) under the Not-for-Profit European Sport Events, 21% less than in 2023*.

* The share of budget obtained by organised sport in 2023 includes the special call for Large Scale Events, adding EUR 3 millions to the budget secured by organised sport.

Erasmus+ Programme: Not-for-profit Sport Events

Geographic distribution financed projects

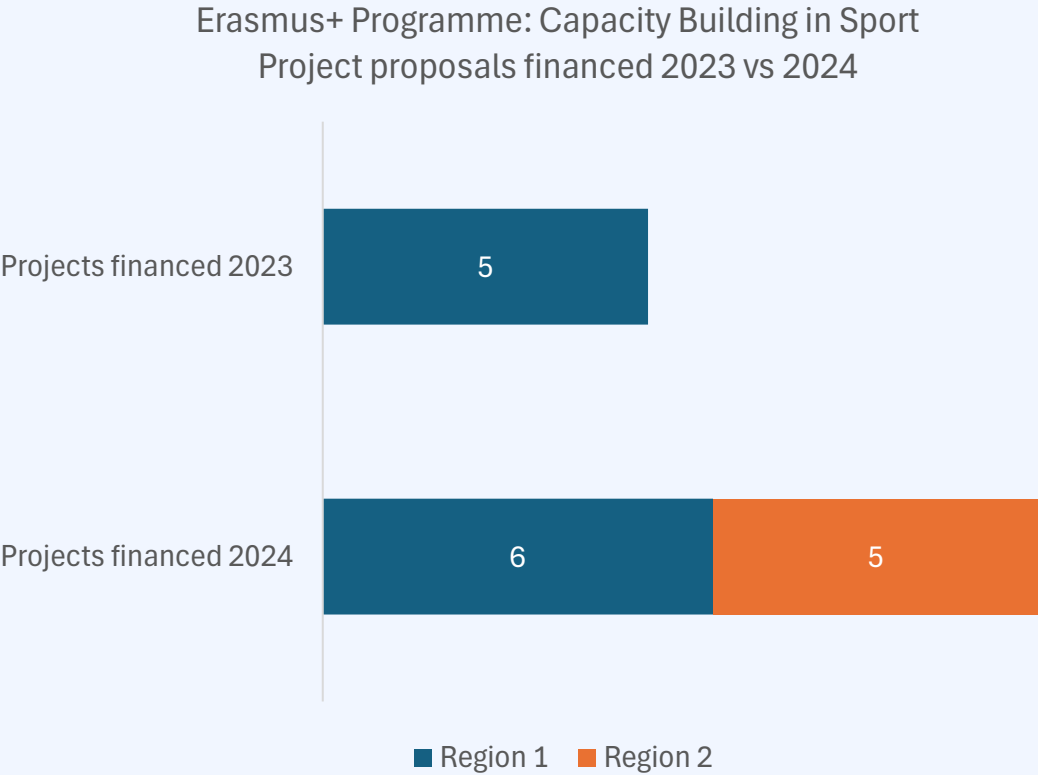
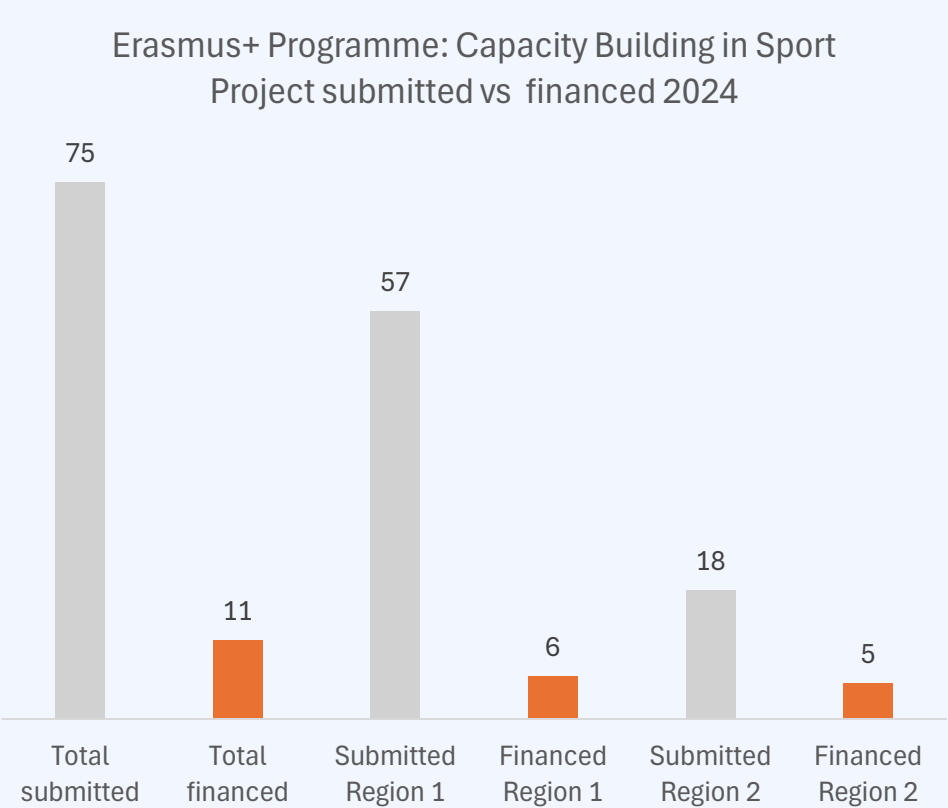
Erasmus+ Programme: Not for Profit European Sport Events
Geographic distribution financed projects 2024



Under the Not-for-Profit European Sport Events, **Italy (5 projects)** and **Bulgaria (3 projects)** with **8 projects (36,3%)** are the countries with the highest number of projects awarded in 2024 whilst the remaining (11 countries) reported 2 projects (3 countries) or 1 project (8 countries) each.

Erasmus+ Programme: Capacity Building in sport

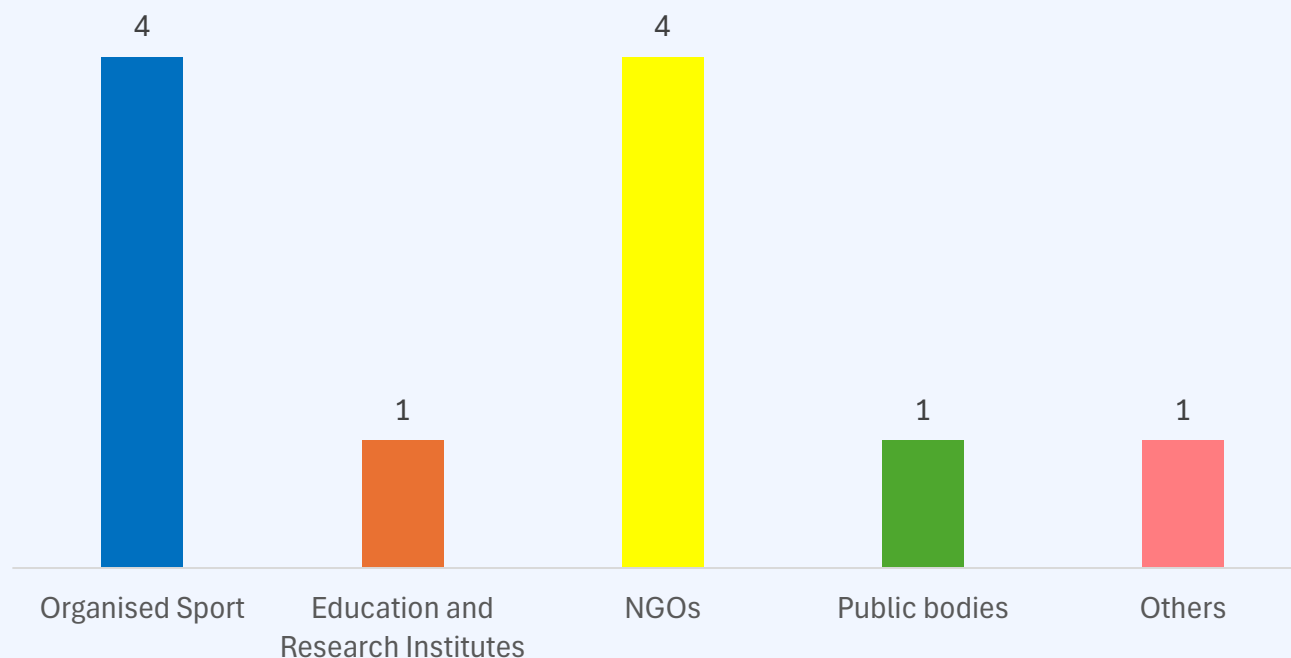
Project submitted vs financed



In 2024, 11 projects were awarded out of the 75 projects submitted. This sharp increase is due to the opening of the call to countries from Region 2: Neighbourhood East, which can count 5 financed projects out of 11.

Erasmus+ Programme: Capacity Building in sport Project financed across sectors

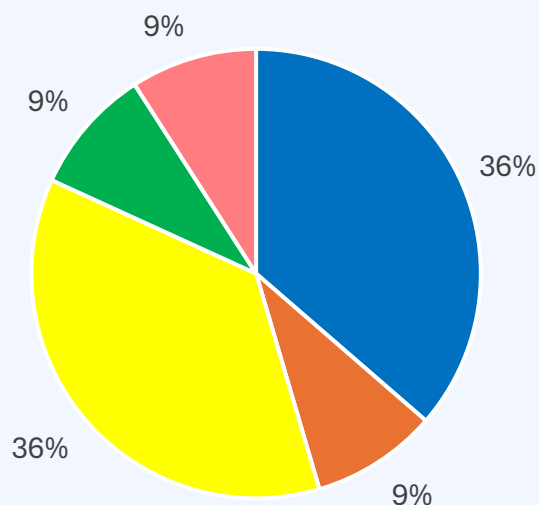
Erasmus+ Programme: Capacity Building in Sport
Financed projects across sectors



In 2024, 36% of the selected projects can be attributed to organised sport with a total number of 4 projects awarded.

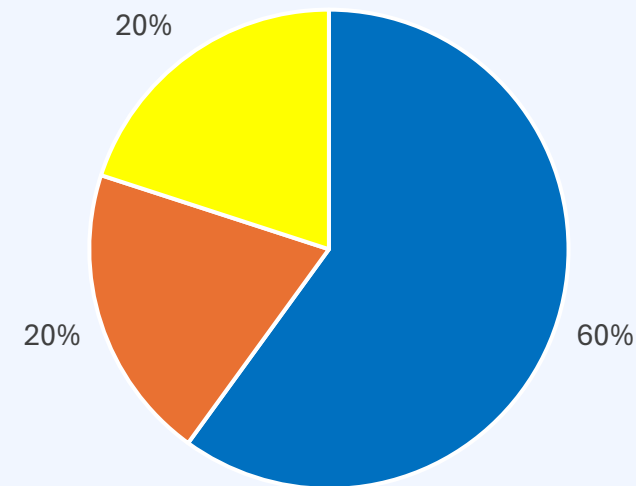
Erasmus+ Programme: Capacity Building in sport Financed projects across sectors 2023 vs 2024

Erasmus+ Programme: Capacity Building in Sport
Financed projects across sectors 2024



■ Organised Sport ■ Education and Research Institutes ■ NGOs ■ Public bodies ■ Others

Erasmus+ Programme: Capacity Building in Sport
Financed projects across sectors 2023



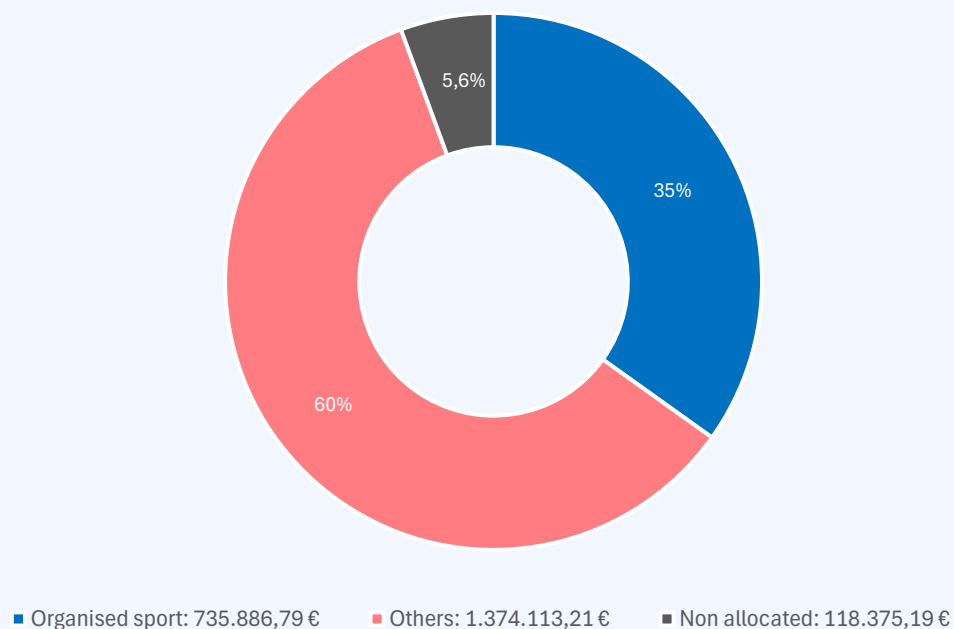
■ Organised Sport ■ Education and Research Institutes ■ NGOs

The share of financed projects for organised sport decreased from 60% to 35% in 2024. Compared to 2023, in 2024 a wider variety of sectors was awarded projects under Capacity Building in Sport.

Erasmus+ Programme: Capacity Building in sport

Budget awarded to organised sport

Erasmus+ Programme: Capacity Building in Sport
Budget awarded to Organised sport

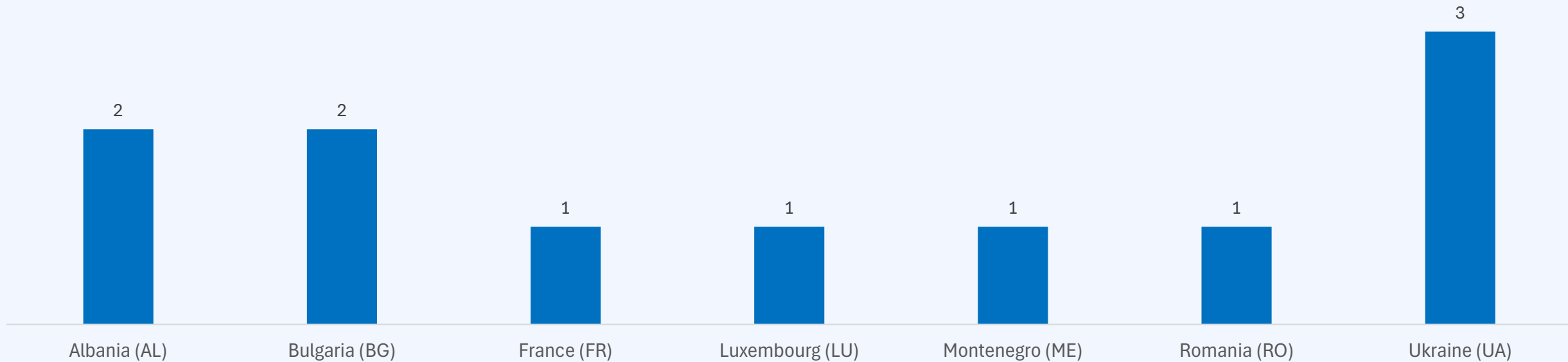


In 2024, organised sport reclaimed 35% of the budget available under the Capacity Building in the field of sport, a decrease of 25% compared to 2023.

Erasmus+ Programme: Capacity Building in sport

Geographic distribution financed projects

Erasmus+ Programme: Capacity Building in Sport
Geographic distribution financed projects 2024



Under the Capacity building in the field of sport, **Ukraine (3)**, **Albania (2)** and **Bulgaria (2)** were awarded more than 1 project each. The remaining 4 countries were awarded one project each.



EOC EU Office

71, Avenue de Cortenbergh
1000 Brussels, Belgium
Tel: +32 2 73803 22

info@euoffice.eurolympic.org
www.euoffice.eurolympic.org

@EOCEUOffice

Follow us!

